

**NOTICE OF ALDERMANIC MEETING  
OF  
THE CITY OF NEW HAVEN  
GREETINGS**

You are hereby required to meet in the Aldermanic Chambers of the City of New Haven on the date and time below.

**TUESDAYS 7<sup>TH</sup> DAY JANUARY 2020**

**At 7:00 PM**

**Given under my hand this 2nd Day of January 2020**

A handwritten signature in black ink, appearing to read "Justin", is written over the signature line.

**The Seal Of The City Of New Haven**

**BOARD OF ALDERS  
REGULAR MEETING  
AGENDA  
January 7, 2020**

Attendance:

Divine Guidance:

Approval of The Journal of the Regular Meeting Held December 16, 2019.

**ELECTIONS**

**By Resolution:**

- a. President of the Board of Alders. Two Year Term.
- b. President Pro Tempore. Two Year Term.
- c. Third Officer of the Board of Alders. Two Year Term.
- d. Ad Hoc Living Wage Commission. Three Members (no more than two of the same political party). Two Year Term.
- e. Affirmative Action Commission. One Member. One Year Term.
- f. School Readiness Council (formerly Commission on Early Childhood Education –Educare). Two Members (multipartisan). Two Year Term.
- g. Capital Projects Committee. Two Members (not of same party). One Year Term.
- h. City Plan Commission. One Member. One Year Term.
- i. Cultural Affairs Commission. One Member. One Year Term.
- j. Development Commission. One Member. One Year Term.
- k. Emergency Management Advisory Council. One Member. Two Year Term.
- l. Environmental Advisory Council. One Member. Two Year Term.
- m. Equal Opportunities Commission. One Member. Two Year Term.
- n. Food Policy Council. One Member. Two Year Term.
- o. Legal Assistance Association. One Member. Two Year Term.
- p. Litigation Settlement Committee. Two Members. Two Year Term. (not of same party, from the Finance Committee, and elected at the next Board meeting following the announcement of committee assignments)
- q. Parks Commission. Two Members (elected bipartisan). One Year Term.
- r. Peace Commission. Two Members (multi-partisan). Two Year Term.
- s. Property Acquisition and Disposition Committee. Three members (multipartisan). Two Year Term

- t. Redevelopment Agency Advisory Council. Two Members (selected on a bipartisan basis). One Year Term.
- u. New Haven Slavery Task Force. One Member. Two Year Term.
- v. Solid Waste Authority. One Member. Two Year Term.
- w. Transfer Committee. Two Members (of different political parties). Two Year Term.
- x. Greater New Haven Water Pollution Control Authority. One Member. Two Year Term.
- y. Youth Commission. Two Members. Two Year Term.

### **CONTINUING RESOLUTIONS**

**By Resolution:**

- a. Resolution regarding the Rules of the Board of Alders.
- b. Resolution regarding the status of pending and unfinished business and continuing special and select committees.

### **UNANIMOUS CONSENT**

1. From the Yale University Associate Director of Planning Administration submitting a Resolution of the Board of Alders certifying that no amendment to the Yale University Central/Science Overall Parking Plan is required in connection with the submission of the 2019 Annual Update To The Central/Science Overall Parking Plan.
2. From Chantal Young Pettigrew Kelson submitting an Order of the Board Alders concerning motor vehicle tax account number.
3. From Earlene Kelson submitting an Order of the Board Alders concerning motor vehicle tax account number 828871.
4. From Clifford McCleod submitting an Order of the Board Alders extending the expiration date of the Order concerning motor vehicle tax account numbers 663555, 663556, and 663557.
5. From MesShaya McClung submitting an Order of the Board Alders concerning motor vehicle tax account numbers 82572 and 83044.
6. From Lisa A. Hanna submitting an Order of the Board of Alders for assistance concerning motor vehicle tax account numbers 762278 and 762279.
7. From Chantal Pettigrew Young submitting an Order of the Board of Alders for assistance concerning motor vehicle tax account number 513333.
8. From André Bush submitting and Order of the Board of Alders for assistance concerning motor vehicle tax account number 639523.
9. From Tyrese Dennie an Order of the Board of Alders for assistance concerning motor vehicle tax account number 592772.

10. From Marvin E Torres submitting an Order of the Board of Alders for assistance concerning motor vehicle tax account numbers 754368 and 705712.
11. From Jeffrey Covington submitting a Order of the Board of 7Alders for assistance concerning motor vehicle tax account numbers 711243 and 726294
12. From Jean Santino submitting a petition to the Board of Alders for assistance concerning a motor vehicle tax account number 704146.
13. From Peter Santino has submitting a petition to the Board of Alders for assistance concerning a motor vehicle tax account number 737410.

### COMMUNICATIONS

14. From Alder DeCola submitting a Resolution approving the Parks Commission to accept a donation of funding for improvements from the Shwartzman Center and the "It Could Be" fund for a skatepark at Scantlebury Park and for the City to execute any necessary documents
15. From the Mayor submitting the the updated budgetary and financial reports for the month of November 2019 in compliance with Article VIII Section 5 of the Charter.
16. From the Acting Director of City Plan submitting the following City Plan Commission advisory reports:  
**REPORT:** 1564-03 RE: ORDER OF THE BOARD OF ALDERS Authorizing the Mayor of the City of New Haven to apply to be part of the State of Connecticut's Fully Autonomous Vehicle Testing Pilot Program  
**ADVICE:** Tabled **REPORT:** 1564-04 RE: RESOLUTION OF THE BOARD OF ALDERS Authorizing the Mayor of the City of New Haven to submit an application to the Connecticut Department of Transportation in an amount not to exceed \$15,000.00 to conduct a non-motorized safety (pedestrian and bicyclist) enforcement program during the period of December 12, 2019 through January 17, 2020, and to accept such funds if offered and to execute all documents and contacts as necessary. (Submitted by: Chief Otoniel Reyes, Police Department) **ADVICE:** Approve **REPORT:** 1564-05 RE: RESOLUTION OF THE BOARD OF ALDERS Approving the Parks Commission to accept a \$80,000 donation from the Skye Foundation for Criscuolo Park Splash Pad. (Submitted by: Rebecca Bombero, Parks Department) **ADVICE:** Approve **REPORT:** 1564-06 RE: ORDER OF THE BOARD OF ALDERS Approving and authorizing M.E. O'Brien as sole source vendor for Vortex Splash Pad parts and installation including time and materials. (Submitted by: Rebecca Bombero, Parks Department) **ADVICE:** Approve **REPORT:** 1564-07 RE: ORDER OF THE BOARD OF ALDERS Designating the corner of Chapel Street and Ella T. Grasso Boulevard as "Coach William Thompson Way" to honor William Thompson, a beloved coach of the New Haven Age Group Track Club. (Submitted by: Jacky Taft) **ADVICE:** Approve **REPORT:** 1564-08 RE: ORDER OF THE BOARD OF ALDERS Designating the corner of Spring Street and Dewitt Street as "Andrea Jackson-Brooks Comer" for her many contributions and loyalty to her community. **ADVICE:** Approve **REPORT:** 1564-09 RE: ORDER OF THE BOARD OF ALDERS Authorizing the Mayor of the City of New Haven to execute and deliver a Lease Agreement with the University of New Haven at Canal Dock Boathouse. (Submitted by: A"icha Woods, City Plan Department) **ADVICE:** Approve **REPORT:** 1564-10 RE: RESOLUTION OF THE BOARD OF ALDERS Approving an Easement between Safety-Kieen and the City of New Haven for certain limited purposes relating to the provision of utility services and emergency response in connection with the approved petition for the abandonment of part of Waterfront Street north of Forbes Avenue. (Submitted by: Jesse Langer of Updike, Kelly & Spellacy, P.C.) **ADVICE:** Approve

## **FIRST READINGS**

### **17. Finance. Favorable.**

- a. Order to Read and File Order of the Board of Alders concerning Tyrone Grant's request for the Board of Alders review of his request for compensation from the City of New Haven
- b. Order to Read and File from David Crombie submitting a communication concerning the hiring of minorities in our fire and police departments, concerns with the financial burden caused by the city's most recent tax increase, and concerns with increased fees assessed to street vendors.
- c. Order to Read and File from Peter Chapman submitting a letter concerning city officials, irrational conduct and the resulting financial losses to him, New Haven residents and the city itself.
- d. Order to Read and File the updated Budgetary and Financial Reports for the Month of October 2019 in compliance with Article VIII Section 5 of the Charter.
- e. Order to Read and File Order calling for a public hearing to discuss amending appropriating ordinance #3 regarding bond refunding authorization.

### **18. Finance. Leave to Withdraw.**

- a. Order directing the Corporation Counsel and all appropriate city departments to explore the possibility of creating a community support organization.
- b. Ordinance Amendment amending the New Haven Code of Ordinances Article VII. - Budgetary Sec. 2-387. – financial reports from the Controller establishing that proposed, and final budgets be published as an editable Microsoft Excel version and on the city website upon distribution.
- c. Order calling for a public hearing regarding per diem policies for Executive Management and Confidential Employees.
- d. Order of the New Haven Board of Alders calling for a public hearing so that appropriate city officials can discuss the 5-year financial plan recently released by the administration.
- e. Order of the New Haven Board of Alders calling for a public hearing to discuss all concerns related to use of city-issued credit cards.
- f. Ordinance Amendment to the Executive Management and Confidential Employees Personnel and Procedures manual to update the pay plan consistent with local 3144 pay increases for the period July 1, 2010 through June 30, 2015.
- g. Resolution in support of multiple year agreements for Information Technology maintenance contracts to lower annual increase cost.
- h. Appropriating Ordinance #5 An Ordinance Appropriating an amount not exceeding \$250,000,000 for deposit to the City of New Haven's retirement plans to fund a portion of the city's unfunded past benefit obligation and Authorizing the issuance of not exceeding \$250,000,000 taxable general obligation bonds of the city to meet said appropriation fiscal year 2019.

**19. Legislation. Favorable.**

Zoning Ordinance Text Amendment and Zoning Ordinance Map Amendment to create new commercial gateway corridors district.

**20. Public Safety. Favorable.**

- a. Resolution of the Board Of Alders of the City of New Haven authorizing the Department of Police Service to accept payment of up to \$65,000.00 from the Transportation Security Administration as partial reimbursement of patrol personnel expenses at Tweed Airport for on-site dedicated support of passenger screening operations.

- b. Resolution of the Board of Alders of the City of New Haven authorizing the Mayor of the City of New Haven to accept donations for the NHPD Victim Services Survivors of Homicide program, including food and supplies for self-help group meetings, educational resources, and other supplies and support as appropriate.

**SECOND READINGS**

**21. City Services and Environmental Policy. Favorable.**

- a. Order of the Board of Alders designating the corner of Chapel Street and Ella T. Grasso Boulevard as “Coach William Thompson Way” to honor William Thompson, beloved coach of the New Haven age group track club and respected mentor for so many young city athletes.
- b. Order of the Board Of Alders of The City Of New Haven authorizing the filing of an application with the U.S. Environmental Protection Agency for and acceptance of an environmental assessment grant in an amount not to exceed \$200,000 to support the environmental assessment of properties in the river street municipal development project plan area.
- c. Order of the New Haven Board of Alders approving the easement, acceptable to corporation counsel, for certain limited purposes relating to the provision of utility services and emergency response in connection with the petition, dated February 15, 2019, submitted by Safety-Kleen systems, Inc. (“Safety-Kleen”) for the abandonment of a portion of waterfront street north of Forbes avenue.
- d. Resolution of the new haven board of alders urging the united states congress to enact the Energy Innovation & Carbon Dividend Act of 2019, H.R. 763.

**22. Joint Community Development and Legislation. Favorable.**

- a. Resolution of New Haven Board Of Alders approving an amendment to the Medical Area Overall Parking Plan (“MAOPP”).
- b. Zoning Ordinance Text Amendment and Zoning Ordinance Map Amendment (PDD #45) of the Planned Development District #45 for the Saint Raphael Campus expansion to include additional parcels located on Chapel Street, Orchard Street and George Street and with respect to Planned Development District #45 standards.
- c. Order of the New Haven Board of Alders authorizing the Mayor of the City of New Haven to execute two grants of licenses and easements on behalf of the City of New Haven and with Yale New Haven Hospital, Inc. with respect to two overhead pedestrian bridges over Orchard Street and to execute a grant of licenses and easements on behalf of the City Of New Haven and with Yale New Haven Hospital, Inc. with respect to Chapel Street, George Street, Sherman Avenue, and Orchard Street.

- d. Resolution of the New Haven Board Of Alders accepting a traffic impact study for the petition/application requesting an amendment of the Planned Development District #45 for the Saint Raphael Campus Expansion.

**MOTION TO DISCHARGE.**

- 23. From Alder Rodriguez submitting Motion to Discharge the Aldermanic Affairs Committee from consideration of the communications below and take them up for immediate action.
  - a. Order of the New Haven Board of Alders approving the appointment of Jennifer Walker to the Financial Review And Audit Commission.
  - b. Order of the New Haven Board of Alders approving the appointment of Ryan Knox to the Greater New Haven Transit District.
  - c. Order of the New Haven Board of Alders approving the appointment of Isaias Miranda to the Board Of Police Commissioners.
  - d. Order of the New Haven Board of Alders approving the appointment of Michelle Edmonds-Sepulveda to the Youth Commission.
  - e. Order of the New Haven Board of Alders approving the appointment of Willie Newton to the Commission On Youth.
  - f. Order Of The New Haven Board Of Alders approving the appointment of Lauren Pittman to the Commission On Youth.
  - g. Order Of The New Haven Board of alders approving the appointment of Wendy Gamba to the Fair Rent Commission.
  - h. Order of the New Haven Board of Alders approving the appointment of Pedro Rivera to the Parking Authority.
  - i. Order of the New Haven Board of Alders approving the appointment of Sheila Rivera to the Board of Public Health.
  - j. Order Of The New Haven Board Of Alders approving the appointment of Cynthia Williams to the Commission On Youth.
  - k. Order of the New Haven Board of Alders approving the appointment of Roberto Dupuy to the Commission On Youth.
  - l. Order of the New Haven Board of Alders approving the appointment of Mark O'Farrell to the Commission On Youth.
  - m. Order of the New Haven Board of Alders approving the appointment of Wayne Hobbs to the Peace Commission.

# Yale University

Office of Facilities  
University Planning  
P.O. Box 208297  
New Haven, CT 06520-8297

Campus address:  
2 Whitney Avenue  
Tel: 203 432-7283  
Fax: 203 432-7418

December 18, 2019

The Honorable Tyisha Walker-Myers, President  
New Haven Board of Alders  
165 Church Street  
New Haven, CT 06510

Aïcha Woods  
Executive Director  
New Haven City Plan Department  
165 Church Street, Fifth Floor  
New Haven, CT 06510

Re: Yale University – 2019 Annual Update of Central/Science Campus Overall Parking Plan

Dear President Walker-Myers and Mrs. Woods:

Enclosed herewith please find a copy of the annual update of Yale University's Central/Science Campus Overall Parking Plan ("Central/Science OPP"). This submission is made pursuant to the Order adopted by the Board of Alders on September 6, 2016 approving an amendment to the Central/Science OPP (the "Order") and consistent with the annual submissions made by Yale University (the "University") since the approval of the Central/Science OPP by the Board of Zoning Appeals in 1998. Pursuant to the Order, since no Central/Science OPP amendment has been requested or approved during the 2019 calendar year, the University hereby requests a resolution from the Board of Alders certifying that no amendment is required by this submission of the 2019 annual update of the Central/Science OPP. A draft resolution consistent with this request is enclosed.

Submitted herewith are copies of the following as of December 2019:

- Parking Inventory
- Students and Personnel FTE Counts
- Yale Transportation Demand Management Overview
- Yale Shuttle Routes and Maps
- Yale Faculty, Staff and Student Parking Rates
- Overall Parking Plan Study Area Map

As you know, the Zoning Ordinance has for many years allowed educational and other institutions to provide parking through an overall parking plan. The purpose of a parking plan is to allow institutions with campuses to maintain a centralized parking supply with parking lots and garages in multiple locations that are available to serve buildings anywhere on the campus, and not subject

CITY OF NEW HAVEN  
OFFICE OF PUBLIC WORKS SERVICES  
165 CHURCH STREET  
NEW HAVEN, CT 06510-2010

RECEIVED DEC 18 2019



to the standard requirement of the Zoning Ordinance that off-street parking be provided within 300 or 1,000 feet of each building. This recognizes, among other things, the inefficiency and lack of feasibility of providing separate parking at each individual building in a concentrated developed urban setting such as New Haven, the fluidity of a walkable and bicycle friendly campus environment and the provision of transportation options by the institution.

In the case of the University, the Central/Science Campus OPP allows parking facilities to be provided in multiple locations throughout the Central/Science campus and reflects the provision of shuttle service, bicycle parking and other sustainable transportation options within and around the campus to reduce vehicle use, traffic congestion and parking demand in the downtown and other areas of New Haven. The Central/Science OPP was approved by the Board of Zoning Appeals in 1998. The University has submitted to the City on an annual basis updates to the plan including changes to the parking inventory and population counts for students, faculty and staff. The most recent annual update was submitted on December 19, 2018, and provided to the Board of Alders. At its January 22, 2019 meeting, the Board of Alders adopted an Order pursuant to which it read and filed that update.

At all times since the University's previous annual submission, the University has continued to address New Entitlements in accordance with the terms of the Order. During the 2019 calendar year, the University sought and obtained resolutions from the Board of Alders that no Central/Science OPP amendment was required in connection with each zoning application proposing New Entitlements. There have been no changes to the Central/Science OPP since the December 2018 submission to the Board of Alders which would require an amendment.

We also note the following: the University has been recognized as one of only two Best Workplaces for Commuters in the state by the National Center for Transit Research for offering transportation options and benefits to employees to encourage a sustainable community. The University has also been actively implementing a Transportation Demand Management (TDM) program to reduce traffic on city streets and reduce demand on the parking system. Ongoing initiatives include:

- Yale Shuttle with extensive service to and throughout the Central/Science campus and between the Central/Science and Medical School campuses. Over 1.8 million rider trips annually.
- The provision of approximately 2,850 bicycle spaces throughout campus to facilitate and encourage the use of bicycles.
- Distribution of shared-use bicycles through the "Noa" programs to Yale students, faculty, and departments for campus transportation.
- Access to over 30 shared vehicles for personal and business transportation through the Zipcar carsharing program.
- Guaranteed Ride Home Program and up to three free one-day parking permits per month issued to carpool and transit participants.
- West Campus Park & Ride.
- Commuter resources offered via the "Transportation Options" website [www.to.yale.edu](http://www.to.yale.edu).
- Home mailing of transit passes, with pre-tax savings applied to the monthly cost.
- Recognition by the League of American Bicyclists as a Gold Bicycle Friendly University, one of only 24 in the country.

- Created a Sustainable Transportation Framework that has identified priorities for campus-wide active transportation.
- Established a Bike-Walk committee that gets together quarterly to talk about how to enhance non-vehicular ways to get around campus.
- Created a bike map of campus that highlights bike racks (open and covered), bikeshare stations, bike repair stations, and shower facilities on and near Yale's campus.
- Started quarterly meetings with other universities from the greater New Haven area to discuss sustainability broadly, but with transportation as a priority topic.
- Participates, as a member of Go New Haven Go, in a sustainable transportation coalition that encourages healthier, cleaner and cheaper travel within the Greater New Haven area. The Coalition includes Yale University, The City of New Haven and CT Transit, among other local area organizations.

Very truly yours,



Stephen M. Brown, AIA  
Associate Director, Planning Administration

cc: Board of Alders  
Board of Zoning Appeals

Enclosures

RESOLUTION OF THE BOARD OF ALDERS CERTIFYING THAT NO  
AMENDMENT TO THE YALE UNIVERSITY CENTRAL/SCIENCE OVERALL  
PARKING PLAN IS REQUIRED IN CONNECTION WITH THE SUBMISSION OF  
THE 2018 ANNUAL UPDATE TO THE CENTRAL/SCIENCE OVERALL PARKING  
PLAN

WHEREAS, by communication dated December 18, 2019, from Stephen Brown, Associate Director of Planning Administration, Yale University has submitted an update to the Central/Science Overall Parking Plan ("Central/Science OPP") as required by and pursuant to the Order adopted by the Board of Alders on September 6, 2016 approving the Central/Science OPP (the "Order");

WHEREAS, no amendment has been requested or approved during the 2019 calendar year with regard to the Central/Science OPP;

WHEREAS, since no amendment has been approved in the 2019 calendar year, the Order indicates that Yale University is to submit an update to the Central/Science OPP, which has been accomplished by the above-referenced communication; and

WHEREAS, Yale University requests that the Board of Alders approve a resolution certifying that no amendment to the Central/Science OPP is required by the submission of the annual update of the Central Science OPP;

NOW, THEREFORE, BE IT RESOLVED that the Board of Alders hereby determines and certifies that no amendment to the Central/Science OPP is required by the submission of the 2019 annual update of the Central/Science OPP and the Central/Science OPP is hereby approved.

**YALE UNIVERSITY PARKING SYSTEM**  
**Central (Main and Science) Campus**  
**PARKING LOT INVENTORY: FALL 2019**

Lot #	Location	Fall 2019	Fall 2019	Fall 2019	Notes
		Inventory	Assigned	Surplus	
11	Divinity School north, 409 Prospect	126	45	81	
14	Betts House northwest, 393 Prospect St	21	13	8	
(14)BH	Betts House north, 393 Prospect St	24	2	22	
15	Betts House south, near Greenberg, 365 Prospect St	40	0	40	
16	Bass/WNSL east, 260 Whitney Ave	266	55	211	
17	Greeley Lab east, 370 Prospect (north of Hillside)	25	5	20	
19	Ingalls Rink west, 97 Mansfield St	42	9	33	
20	276 Prospect street	2	0	2	
21	Sage Hall east, 217 Prospect St	11	5	6	
22	Gibbs Lab east, 260 Whitney Ave	283	103	180	
29	354 Edwards St	14	9	5	
30	17 Hillhouse: Former Health Services Lot	80	75	5	
39	Trumbull St, south side, adjacent to 442 Temple St	4	4	0	
41	215 Whitney Ave	58	19	39	(1)
43	Malone Center east, 55 Prospect St	1	0	1	
51	Hendrie Hall north, access from Temple St	74	58	16	
52	246 Church Street (53 Wall St. east)	7	0	7	
53	258 Church Street	10	8	2	
55	451 College St, east	31	15	16	
62	301 Prospect Street, south	24	5	19	
63	314 Prospect Street, north, access from Hillside Pl	20	7	13	
65	309 Edwards Street	5	0	5	
66	160 St. Ronan Street	18	5	13	
77	Ray Tompkins House, access from Tower Pkwy	38	21	17	
78	Payne Whitney Gym east, access from Ashmun St	128	133	0	
78W	Payne Whitney Gym west, access from Lake Pl	80	67	13	
80T	Crown & York	27	7	20	
81	297 Crown St, north	21	11	10	
83	341 Crown street	9	2	7	
84	University Theatre south, 222 York St	8	2	6	
85	205 Park St, south (adjacent to Colony Inn)	1	1	0	
121	121 Whitney Avenue	18	14	4	
199	195 Whitney Ave	27	6	21	
AUD	Audubon Court Garage, 78 Audubon St (for 55 Whit)	85	74	11	
AWG	Audubon/Whitney Garage (adjacent to 55 Whitney)	14	13	1	
129 AYA	1201 Chapel street	6	5	1	
150 York	Chapel/York Garage (150 York St)	375	290	85	
406	406 Prospect	4	0	4	
EVANS	165 Whitney Ave.	157	137	20	
HSG	Howe St. Garage	288	186	102	
OC	International Center, 421 Temple St	21	22	0	(2)
PSPG	Pierson Sage Garage, 280 Whitney Ave	621	407	214	
PSG	Prospect-Sachem Garage (aka Science Hill Garage)	352	376	0	(2)
WAPG	221 Whitney Ave, rear	120	97	23	
LSG	Lock Street Garage	323	113	210	
WGS	Whitney Grove Square Garage, access from Grove St	28	36	0	(2)
344	344 Winchester	215	215	0	
Lot K	25 Science Park (behind building)	53	32	21	
SP Garage	Science Park Garage	888	680	208	
Lot SP 2	2 Science Park	175	166	9	
Grove Street	Grove St Garage, north side, between Orange & Church	283	251	32	
FC	CT Financial Center Garage, 157 Church St	96	64	32	
NHLC	New Haven Lawn Club, 193 Whitney Ave	4	0	4	
	<b>TOTAL PARKING SPACES IN SYSTEM</b>	<b>5,651</b>	<b>3,870</b>	<b>1,819</b>	

- (1) 38 parking spaces in Lot 41 have been temporarily assigned to visitors due to construction as per approved overall parking plan.
- (2) Over permitting can occur due to the status of faculty (e.g., emeritus, lecturer) and their class meeting schedules, and the status of staff (e.g., casual, part-time) and their work schedules, which results in higher parking space turnover. Given Yale's significant benefit program, employees may be out for personal days, vacation, sick days, or working from home.

**YALE UNIVERSITY PARKING SYSTEM  
Central (Main and Science) Campus  
PARKING LOT INVENTORY: FALL 2019**

**VISITOR LOT PARKING**

Lot #	Location	Fall 2018	Fall 2018	Fall 2018
		Capacity	Assigned	Surplus
12V	Divinity School east, 409 Prospect	13	N/A	N/A
11V	Spaces at entry drive near to Prospect Street	6	N/A	N/A
16V	Space in front of gate of Lot 16	28	N/A	N/A
22V	Spaces next to KGL reserved for Peabody	38	N/A	N/A
26V	Ingalls Rink east, access from Prospect St	32	N/A	N/A
29V	350 Edwards	2	N/A	N/A
37V	Spaces to east of 27 Hillhouse on Trumbull Street	30	N/A	N/A
65V	Spaces at 309 Edwards Street	14	N/A	N/A
WAPGV	Spaces at rear of 221 Whitney Avenue	20	N/A	N/A
Lot KV	25 Science Park (behind building)	8	N/A	N/A
344V	344 Winchester	10	N/A	N/A

Note: Lot 22V temporarily closed due to construction. Visitors temporarily assigned to Lot 41.

<b>SUBTOTAL NO. VISITOR SPACES</b>	<b>201</b>
<b>TOTAL NO. OF PARKING SPACES INCLUDING VISITOR SPACES</b>	<b><u>5,852</u></b>

**YALE UNIVERSITY  
Central (Main and Science) Campus**

**STUDENT, FACULTY, AND STAFF  
FULL TIME EQUIVALENT (F.T.E.) COUNTS  
Updated Fall 2019**

<b>FALL</b>	<b>STUDENTS</b>	<b>FACULTY &amp; STAFF</b>
	<b>F.T.E.</b>	<b>F.T.E.</b>
2002	10,378	5,991
2003	10,509	6,185
2004	10,512	6,210
2005	10,619	6,274
2006	10,599	6,851
2007	10,627	7,215
2008	10,630	7,695
2009	10,735	7,719
2010	10,844	7,468
2011	11,001	7,433
2012	11,077	7,509
2013	11,252	7,671
2014	11,163	7,548
2015	11,181	7,680
2016	11,217	7,842
2017	11,432	8,307
2018	11,963	8,452
2019*	11,943	7,691

Students and personnel based at the School of Medicine, School of Nursing, School of Public Health, and Physician Associate Program are excluded from these counts.

\*Counts based on the most recent reporting to the Department of Education via the Integrated Postsecondary Education Data System (IPEDS). Student and personnel F.T.E.s (full time equivalents) are calculated by counting each part-time person as 1/3 F.T.E. and each full-time person as 1.0 F.T.E. in keeping with reporting practices to the IPEDS system. Counts reported as of FY19.

## Yale University Transportation Demand Management Summary December 2019

Yale University is recognized as one of the Best Workplaces for Commuters by the National Center for Transit Research for offering transportation options and benefits to employees to encourage sustainable commuting. The Transportation Options program was created to decrease the percentage and environmental and economic impacts of Yale commuters using single-occupancy vehicles to get to campus.

### *Biking*

Yale has had bikeshare on campus for eleven years. Beginning with the departmental Y-Bike program in 2008, then a multi-year partnership with Zagster. Yale is now collaborating with Noa Technologies (Noa) to bring the most technologically advanced bikeshare system to the campus community. Founded in 2012, Noa is an expert in transportation and fleet management solutions for large organizations. Noa uses cloud-based fleet management software to provide real-time bike locations, status alerts, and analytics. The new bikeshare system launched December 4, 2017. It provides between 30 and 50 bikes depending on season for use by all Yale affiliates. Since launch over 5,300 rides have been taken, covering nearly 4,000 miles.

Yale has over 2,850 individual bike parking spaces on campus. This includes both indoor and outdoor parking. The University also offers shower facilities for use by students, faculty, and staff.

Yale was awarded Gold-level Bicycle Friendly University status, a step up from the Silver-Level awarded in 2014, by the League of American Bicyclists for providing a more bikeable campus for students, staff, and visitors. Yale is the only certified university in the state, and one of only 24 Gold-Level universities in the country.



### *Public Transportation*

Yale offers several benefits to employees who commute to work via public bus or train. Employees can purchase transit passes online and have them mailed directly to their home, with pre-tax savings applied to a monthly cost of up to \$260. In addition, employees receive up to three free parking stays per month to use on days when a car is necessary, and a guaranteed ride home for emergencies. Over 450 employees who take transit to work take advantage of the free parking stays for when they need to drive to work.

The university has also partnered with Yale-New Haven Hospital (YNHH) to provide a park-and-ride option for Yale employees. Employees are able to use YNHH's commuter lots north of campus and take a shuttle into New Haven. Yale employees are also permitted to park at Yale's West Campus and take a shuttle to downtown.

### ***Carpooling***

Over 1,700 Yale affiliates are registered with NuRide (Now *Agile Mile*), the nation's largest rewards program for commuters who do not use a personal vehicle to get to work. Since the program's inception in 2011, almost 200,000 carpool trips have been registered with *Agile Mile* by the Yale community. The program also allows employees to form carpooling groups based on their start and end locations. Almost 500 employees are enrolled to receive parking benefits (discounted parking rates and up to six free parking stays per month) for carpooling to campus.

### ***Car Sharing***

The University has partnered with Zipcar to offer its students and employees discounted annual memberships to join the car sharing program. Zipcar has installed over 30 cars across campus. Through this service, nearly 16,000 trips were made last year by Yale members. On average, each month, active members within the Yale University community made over 1,300 trips. Over 650 new members joined Zipcar this year and there are currently almost 4,500 active Zipcar memberships. During this past school year an average of 668 members made Zipcar reservations each month.

### ***Shuttle and Park & Ride***

The Yale Shuttle has over 1.8 million rider trips annually, with extensive service throughout the Central/Science Hill campus and between the Central/Science Hill and Medical School campuses. This free service for Yale students, faculty, and staff runs year-round with the exception of University holidays. Two shuttle routes connect West Campus with the Central and Medical School campuses, allowing West Campus to serve as a Park & Ride location for Yale commuters. The Veterans Hospital shuttle serves Quigley Field (a satellite parking lot in West Haven), the VA Hospital, Yale New Haven Hospital, and the Yale Medical School campus. This shuttle provides a free service to all users of these facilities.



home > news > yale earns second place for the most emissions prevented in drive less connecticut competition

## Yale Earns Second Place For The Most Emissions Prevented in Drive Less Connecticut Competition

July 16, 2019

During the month of May, employers from around Connecticut participated in the [Drive Less Challenge](#) to reduce traffic congestion and improve air quality by reducing the use of single occupant vehicles. Yale commuters recorded 4,225 greener trips, 38,585 miles not driven, and over 65,300 pounds of emissions avoided, making Connecticut a better place to live and work by choosing



alternatives to driving alone.

[CTrides](#) hosted a Transportation Showcase at Dunkin' Donuts Park on June 18, 2019 to celebrate the success of the challenge. Yale was awarded the second-place trophy for most emissions prevented. The event attracted a large crowd of employers and employees from around the state. The event also featured an impressive array of sustainable transportation advocates including leaders from the Connecticut Department of Transportation, the League of American Bicyclists, the Hartford Yard Goats, and numerous other organizations.

[CTrides](#) is a program of the Connecticut Department of Transportation (CTDOT) that helps commuters find the best way to get to work or school and offers information and resources for travel options throughout the state. They promote sustainable transportation modes including carpooling, vanpooling, public transit, biking, walking, and teleworking. To learn more about Connecticut's sustainable commuting options, take advantage of their [Custom Commute Plan](#).

CTrides also facilitates a [rewards program](#) commuters can track their sustainable trips and earn points for every mile, then redeem those points for discounts at local, national, and online stores and restaurants. Since 2011, Yale has partnered with CTrides to offer these benefits to its employees. Over 1,500 Yale community members are registered for the rewards program

# Yale University

## New Haven, CT

*has been designated  
as one of the*



*by the  
National Center for Transit Research  
at the University of South Florida  
for meeting the  
National Standard of Excellence  
for outstanding commuter benefits.*

*These benefits promote energy conservation by reducing  
traffic congestion and related air pollution.*

# 2019



**THE LEAGUE  
OF AMERICAN BICYCLISTS**

*since 1880*

*is pleased to designate*

**Yale University**

*as a*

**BICYCLE FRIENDLY  
UNIVERSITY**

*in recognition of your outstanding efforts to encourage bicycling on your campus*

**2017-2021 » GOLD**

*Bill Meyer*

**PRESIDENT**



*John Wata*

**CHAIR, BOARD OF DIRECTORS**

# Yale University Shuttle System

## Daytime Routes


The Yale University Shuttle provides transportation between the University, the East Rock neighborhood and the New Haven train stations for students, faculty and staff.

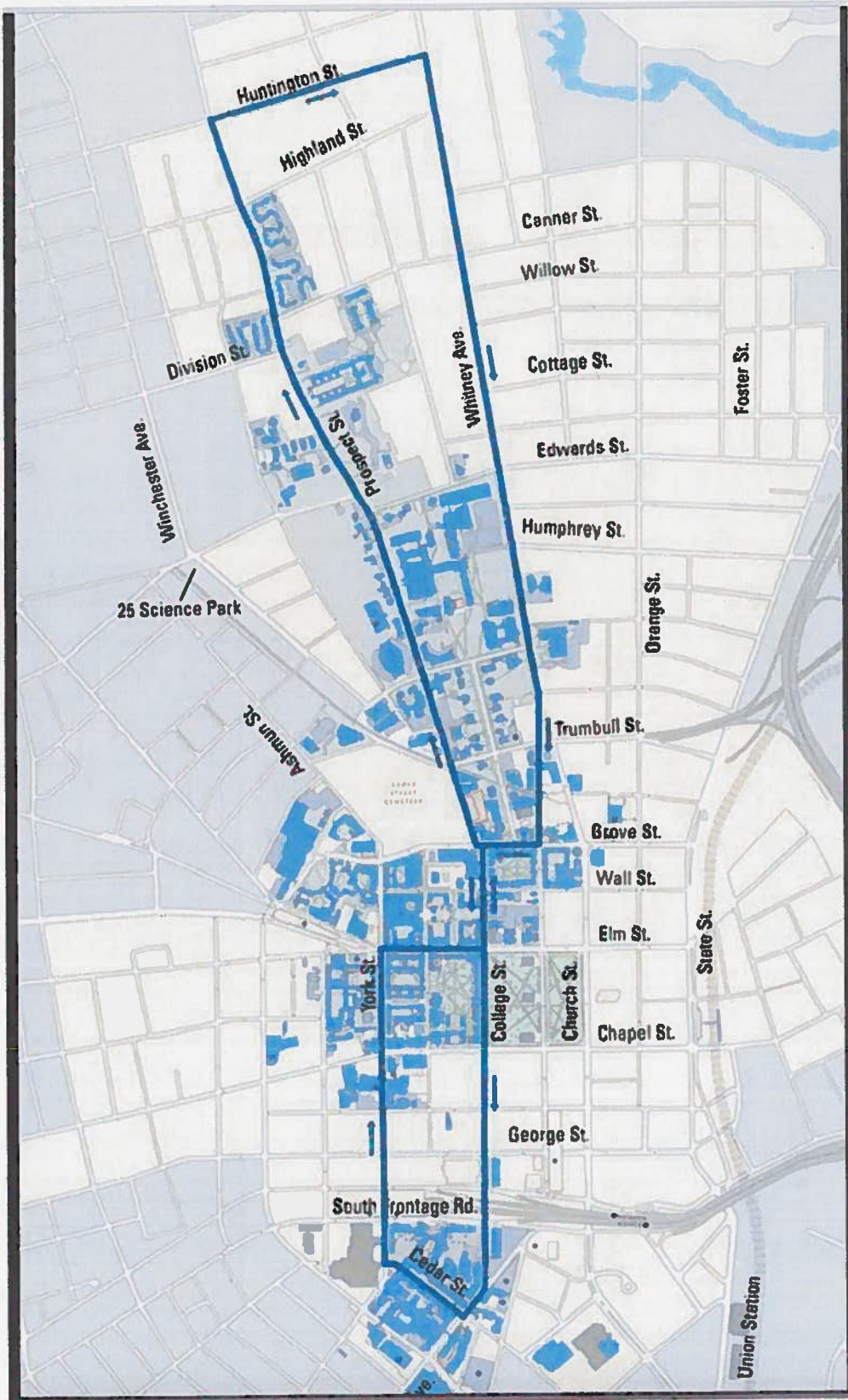
This FREE service runs year-round with the exception of the following University Holidays: New Year's Eve, New Year's Day, Memorial Day, Independence Day, Thanksgiving and the following Friday, Christmas Eve and Christmas Day.

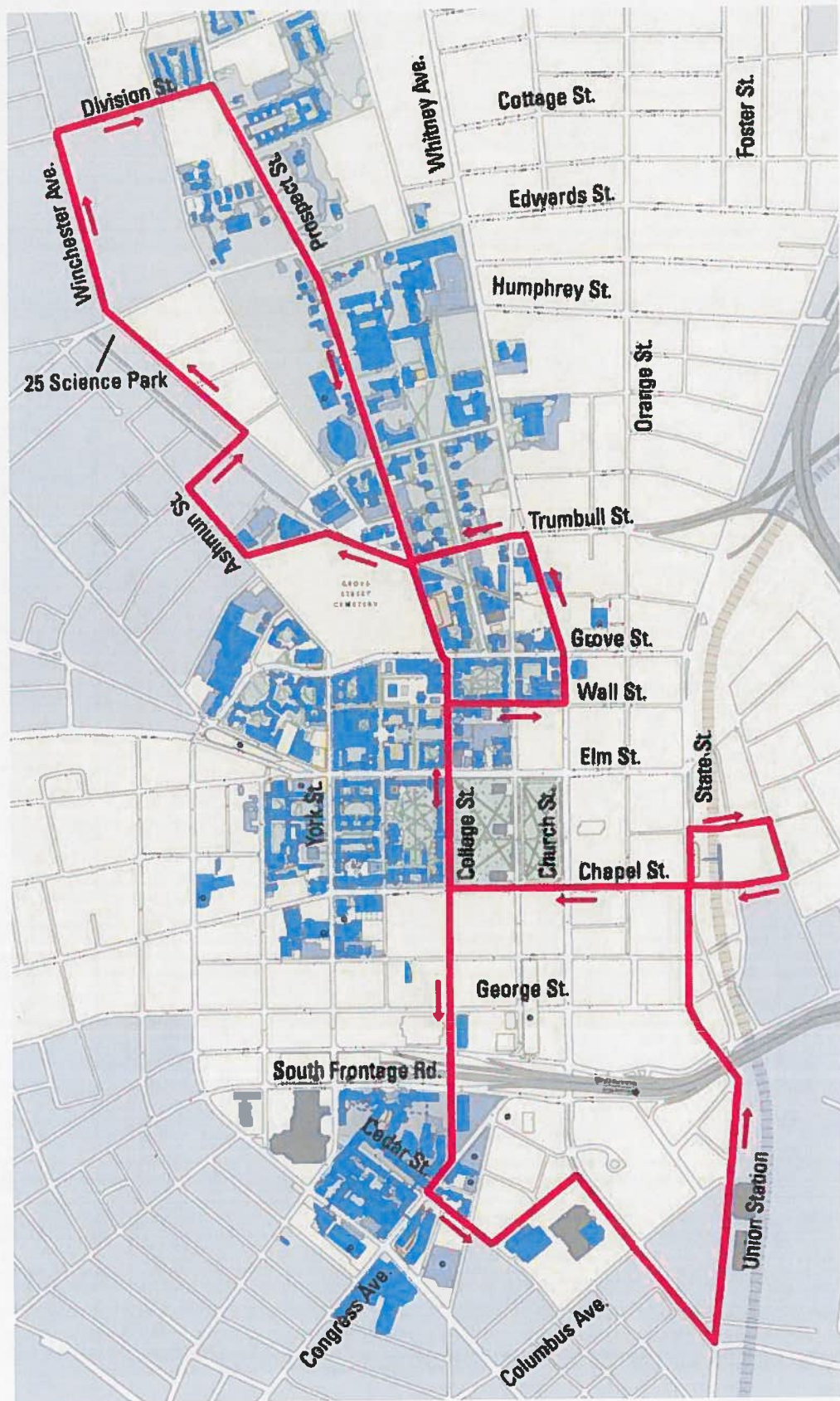
Service to the Yale Community includes: daytime routes, nighttime routes; Yale New Haven Hospital Shuttle, VA Hospital Shuttle and the Special Services Shuttle.

The Daytime Campus Shuttle operates from 7:00 a.m. to 6:00 p.m. Monday through Friday.

## Routes

-  Blue Route
-  Orange Route
-  Early Red Route
-  Red & 25 Science Park
-  Yellow Route





# Yale University

## Faculty, Staff & Student Parking Rates

All employee rates are based on a Full Time Equivalent Salary. Yale employees will pay for parking through payroll deduction on a pre-tax basis.

Rates are effective September 1, 2019

### Faculty and Staff Rates

#### Central Campus

Salary Ranges	Category	Monthly Fee	2 Person Carpool Monthly	3 Person Carpool
			50%	33%
\$81,783 & Higher	A	\$132.60	\$66.30	\$44.20
\$60,602 - \$81,782	B	\$102.08	\$51.04	\$34.02
\$60,601 or under	C/E	\$74.28	\$37.14	\$24.76

#### Grove Street Garage & 2 Whitney

#### Grove Square

Salary Ranges		Monthly Fee	2 Person Carpool Monthly	3 Person Carpool
			50%	33%
\$81,783 & Higher	A	\$145.00	\$72.50	\$48.33
\$60,602 - \$81,782	B	\$113.20	\$56.60	\$37.73
\$60,601 or under	C/E	\$81.16	\$40.58	\$27.05

#### Audubon and Whitney Grove

#### Garages

Salary Ranges		Monthly Fee		
All Parkers		\$153.80	\$76.90	\$51.26

#### FC - Financial Center

Salary Ranges		Monthly Fee		
All Parkers		\$185.00		

### Carpool Parking Discounts

The carpool parking discount is based on the number of passengers in the vehicle. Two people save 50% each, three people save 67% each, etc. PLUS, each carpool member receives three free one-day permits per month to use on days when carpooling is inconvenient.

### Student Rates

Fall (Sept 1. - Dec. 31, 2019)	\$378.00
Spring (Jan. 1 - May 31, 2020)	\$494.00
Summer (June 1 - Aug. 31, 2020)	\$286.00
Academic Year (Sept. 1, 2019 - May 31, 2020)	\$812.00
Full year (September 1, 2019 - August 31, 2020)	\$1,057.00
Spring & Summer 2020 (Jan 1- August 31, 2020)	\$720.00
Full Month (30 consecutive days)	\$116.00

UC Board Meeting January 7, 2020  
Amount to be collected is \$376.70

December 31, 2019

To: Board of Alders  
From: Donald Hayden, Tax Abatement Committee Staff

Marvin E Torres has submitted a petition to the Board of Alders for assistance concerning old motor vehicle tax account numbers 754368 and 705712.

ORDER CONCERNING REAL PROPERTY TAXES OF MARVIN E. TORRES ON HIS MOTOR VEHICLE TAX ACCOUNT NUMBERS 754368 AND 705712.

WHEREAS: Mr. Torres has old vehicle tax accounts, and

WHEREAS: Mr. Torres wants to pay these tax bills, and

WHEREAS: Mr. Torres is asking for assistance with these accounts.

NOW THEREFORE BE IT ORDERED by the New Haven Board of Alders that the interest for account numbers 754368 and 705712 be forgiven.

BE IT FURTHER ORDERED that Marvin, will pay the outstanding taxes less the interest within ninety days of the passage of this Order or the interests shall be restored on motor vehicle tax accounts 754368 and 705712.



UC Board Meeting January 7, 2020  
Amount to be collected is \$396.59

December 24, 2019

To: Board of Alders  
From: Donald Hayden, Tax Abatement Committee Staff

Tyrese Dennie has submitted a petition to the Board of Alders for assistance concerning old motor vehicle tax account numbers 711865 and 727588.

ORDER CONCERNING REAL PROPERTY TAXES OF TYRESE DENNIE ON HIS MOTOR VEHICLE TAX ACCOUNT NUMBERS 711865 AND 727588.

WHEREAS: Mr. Dennie has old vehicle tax accounts, and

WHEREAS: Mr. Dennie wants to pay these tax bills, and

WHEREAS: Mr. Dennie is asking for assistance with these accounts.

NOW THEREFORE BE IT ORDERED by the New Haven Board of Alders that the interest for account numbers 711865 and 727588 be forgiven.

BE IT FURTHER ORDERED that Tyrese, will pay the outstanding taxes less the interest within ninety days of the passage of this Order or the interests shall be restored on motor vehicle tax accounts 711865 and 727588.

January 3, 2020

To: Board of Alders  
From: Donald Hayden, Tax Abatement Committee Staff

Peter Santino has submitted a petition to the Board of Alders for assistance concerning a motor vehicle tax account number 737410.

ORDER CONCERNING REAL PROPERTY TAXES OF PETER SANTINO ON HIS  
MOTOR VEHICLE TAX ACCOUNT NUMBER 737410.

WHEREAS: Mr. Santino has an old vehicle tax account, and

WHEREAS: Mr. Santino wants to pay this tax bill, and

WHEREAS: Mr. Santino asking for assistance with this account.

NOW THEREFORE BE IT ORDERED by the New Haven Board of Alders that the interest for account number 737410 be forgiven

BE IT FURTHER ORDERED that Peter Santino will pay the outstanding taxes less the interest within ninety days of the passage of this Order or the interests shall be restored on motor vehicle tax account 737410.

January 3, 2020

To: Board of Alders  
From: Donald Hayden, Tax Abatement Committee Staff

Jean Santino has submitted a petition to the Board of Alders for assistance concerning a motor vehicle tax account number 704146.

ORDER CONCERNING REAL PROPERTY TAXES OF JEAN SANTINO ON HER MOTOR VEHICLE TAX ACCOUNT NUMBER 704146.

WHEREAS: Ms. Santino has an old vehicle tax account, and

WHEREAS: Ms. Santino wants to pay this tax bill, and

WHEREAS: Ms. Santino asking for assistance with this account.

NOW THEREFORE BE IT ORDERED by the New Haven Board of Alders that the interest for account number 704146 be forgiven

BE IT FURTHER ORDERED that Jean Santino will pay the outstanding taxes less the interest within ninety days of the passage of this Order or the interests shall be restored on motor vehicle tax account 704146.

UC Board Meeting January 7, 2020  
Amount to be collected is \$376.70

December 31, 2019

To: Board of Alders  
From: Donald Hayden, Tax Abatement Committee Staff

Lisa A. Hanna has submitted a petition to the Board of Alders for assistance concerning old motor vehicle tax account numbers 762278 and 762279.

ORDER CONCERNING REAL PROPERTY TAXES OF LISA A. HANNA ON HIS MOTOR VEHICLE TAX ACCOUNT NUMBERS 762278 AND 762279.

WHEREAS: Ms. Hanna has old vehicle tax accounts, and

WHEREAS: Ms. Hanna wants to pay these tax bills, and

WHEREAS: Ms. Hanna is asking for assistance with these accounts.

NOW THEREFORE BE IT ORDERED by the New Haven Board of Alders that the interest for account numbers 762278 and 762279 be forgiven.

BE IT FURTHER ORDERED that Lisa, will pay the outstanding taxes less the interest within ninety days of the passage of this Order or the interests shall be restored on motor vehicle tax accounts 762278 and 762279.

UC Board Meeting January 7, 2020  
Amount to be collected is \$168.81

December 30, 2019

To: Board of Alders  
From: Donald Hayden, Tax Abatement Committee Staff

Chantal Pettigrew Young has submitted a petition to the Board of Alders for assistance concerning old motor vehicle tax account number 513333.

ORDER CONCERNING REAL PROPERTY TAXES OF CHANTAL PETTIGREW YOUNG  
ON HER MOTOR VEHICLE TAX ACCOUNT NUMBERS 513333.

WHEREAS: Ms. Pettigrew has an old vehicle tax account, and

WHEREAS: Ms. Pettigrew wants to pay this tax bill, and

WHEREAS: Ms. Pettigrew is asking for assistance with these accounts.

NOW THEREFORE BE IT ORDERED by the New Haven Board of Alders that the interest for account number 513333 be forgiven.

BE IT FURTHER ORDERED that Chantal, will pay the outstanding taxes less the interest within ninety days of the passage of this Order or the interests shall be restored on motor vehicle tax accounts 513333.

UC Board Meeting January 7, 2020  
Amount to be collected is \$29.77

December 20, 2019

To: Board of Alders  
From: Donald Hayden, Tax Abatement Committee Staff

André Bush has submitted a petition to the Board of Alders for assistance concerning old motor vehicle tax account number 639523.

ORDER CONCERNING REAL PROPERTY TAXES OF ANDRE' J. BUSH. ON HIS MOTOR VEHICLE TAX ACCOUNT NUMBER 639523.

WHEREAS: Mr. Bush has old vehicle tax account, and

WHEREAS: Mr. Bush wants to pay this tax bill, and

WHEREAS: Mr. Bush asking for assistance with this account.

NOW THEREFORE BE IT ORDERED by the New Haven Board of Alders that the interest for account number 639523 be forgiven.

BE IT FURTHER ORDERED that André, will pay the outstanding taxes less the interest within ninety days of the passage of this Order or the interest shall be restored on motor vehicle tax account 639523.

UC Board Meeting January 7, 2020  
Amount to be collected is \$169.68

December 27, 2019

To: Board of Alders  
From: Donald Hayden, Tax Abatement Committee Staff

Tyrese Dennie has submitted a petition to the Board of Alders for assistance concerning old motor vehicle tax account number 592772.

ORDER CONCERNING REAL PROPERTY TAXES OF ALFREDO ZITLALPOPOCA ON HIS MOTOR VEHICLE TAX ACCOUNT NUMBERS 592772.

WHEREAS: Mr. Zitlalpopoca has an old vehicle tax account, and

WHEREAS: Mr. Zitlalpopoca wants to pay these tax bills, and

WHEREAS: Mr. Zitlalpopoca is asking for assistance with these accounts.

NOW THEREFORE BE IT ORDERED by the New Haven Board of Alders that the interest for account number 592772 be forgiven.

BE IT FURTHER ORDERED that Alfredo, will pay the outstanding taxes less the interest within ninety days of the passage of this Order or the interests shall be restored on motor vehicle tax accounts 592772.

**CHECK LIST FOR ALDERMANIC SUBMISSIONS**

<input checked="" type="checkbox"/>	Cover Letter
<input checked="" type="checkbox"/>	Resolutions/ Orders/ Ordinances
<input checked="" type="checkbox"/>	Prior Notification Form
<input checked="" type="checkbox"/>	Fiscal Impact Statement - Should include comprehensive budget
<input checked="" type="checkbox"/>	Supporting Documentation (if applicable)
<input checked="" type="checkbox"/>	Disk or E-mailed Cover letter & Order

**IN ADDITION IF A GRANT:**

<input type="checkbox"/>	Notice of Intent
<input checked="" type="checkbox"/>	Grant Summary
<input type="checkbox"/>	Executive Summary (not longer than 5 pages without an explanation)

**Date Submitted:** December 27, 2019

**Meeting Submitted For:** January 7, 2020

**Regular or Suspension Agenda:** Regular

**Submitted By:** Hon. Salvatore DeCola, Ward 18

**Title of Legislation:** \_\_\_\_\_

**RESOLUTION OF THE BOARD OF ALDERS OF THE CITY OF NEW HAVEN APPROVING THE PARKS COMMISSION TO ACCEPT A DONATION OF FUNDING FOR IMPROVEMENTS FROM THE SHWARTZMAN CENTER AND THE IT COULD BE FUND FOR A SKATEPARK AT SCANTLEBURY PARK AND FOR THE CITY TO EXECUTE ANY NECESSARY DOCUMENTS**

---

---

**Comments:** This matter was previously adopted by the Board of Alders on August 5, 2019

The resolution authorized the Sschwartzman Center as the fiduciary for the donation. The City

Of New Haven is now the fiduciary for the donation. All other information remains the same.

**Coordinator's Signature:** \_\_\_\_\_

**Controller's Signature (if grant):** \_\_\_\_\_

**Mayor's Office Signature:** \_\_\_\_\_

Call 946-7670 with any questions.  
[earmond@newhavenct.gov](mailto:earmond@newhavenct.gov)



Honorable Tyisha Walker Myers  
President of the Board of Aldermen  
165 Church Street  
New Haven, CT 06510

January 7, 2020

Dear President Walker Myers,

This matter was previously adopted by the Board of Alders on August 5, 2019; however the resolution listed the Schwartzman Center as the fiduciary for the donation. The City of New Haven is now the fiduciary for the donation. All other information remains the same.

Your support is greatly appreciated.

Best,

Honorable Salvatore DeCola  
Ward 18

C: Sean Matteson, CAO  
W. Carone/W. Dixon, Parks Department  
Katherine Jacobs, Parks Department

**RESOLUTION OF THE BOARD OF ALDERS OF THE CITY OF NEW HAVEN APPROVING THE PARKS COMMISSION TO ACCEPT A DONATION OF FUNDING FOR IMPROVEMENTS FROM THE SHWARTZMAN CENTER AND THE IT COULD BE FUND FOR A SKATEPARK AT SCANTLEBURY PARK AND FOR THE CITY TO EXECUTE ANY NECESSARY DOCUMENTS**

**Whereas,** The City of New Haven desires to continue to improve its parks; and,

**Whereas,** the expansion and improvements to Edgewood Skate Park have been an overwhelming success; and

**Whereas,** the skate park users are great stewards of the space, encourage a positive atmosphere and help to clean the park, even participating in a new weekly greenspace group; and

**Whereas,** members of the skateboarding community from Yale and New Haven have secured funding for an additional skate park at Scantlebury Park; and

**Whereas,** the anchor funders of this project are the It Could Be Fund and the Schwartzman Center at Yale; and

**Whereas,** the City of New Haven is committed to serve as the projects fiduciary; and

**Whereas,** working with the Parks Department and local alders the group has heard feedback from the local community; and

**Whereas,** skateboarding is a growing sport which will be featured in the 2020 Olympic Games; and

**Whereas,** New Haven youth, will benefit from an additional recreational opportunity; and

**Whereas,** the Parks Commission reviewed and approved the concept improvements at its June meeting; and

**Whereas,** the Parks Commission will review and approve final designs before construction begins; and

**Whereas,** the City through its Parks Department will review, inspect and accept all improvements completed at Scantlebury Park;

**NOW, THEREFORE, BE IT RESOLVED THE BOARD OF ALDERS OF THE CITY OF NEW HAVEN APPROVE THE PARKS COMMISSION TO ACCEPT A DONATION OF FUNDING FOR IMPROVEMENTS FROM THE SHWARTZMAN CENTER AND THE IT COULD BE FUND FOR A SKATEPARK AT SCANTLEBURY PARK AND FOR THE CITY TO EXECUTE ANY NECESSARY DOCUMENTS TO RECEIVE THE GIFT OF IMPROVEMENTS**



*City of*  
**New Haven**

*Connecticut*

**Monthly Financial Report  
Fiscal Year 2019-2020**

CANAL DOCK BOATHOUSE

**For the Month Ending November 30, 2019  
Submitted December 27, 2019**

**Mayor Toni N. Harp**



**CITY OF NEW HAVEN**  
**OFFICE OF THE MAYOR**

165 Church Street, New Haven, CT. 06510

**Toni N. Harp**  
*Mayor*

December 27, 2019

The Honorable Board of Alders  
City of New Haven  
165 Church Street  
New Haven, CT 06510

Dear Honorable Board:

In compliance with Article VIII, Section 5 of the Charter of the City of New Haven, please find attached the required budgetary and financial reports for the month of November 2019.

As required by City Charter, the report shall be filed in the Office of the City Clerk where it shall be available for public inspection. Copies will also be made available to members of the Financial Review and Audit Commission.

Thank you.

Very truly yours,

A handwritten signature in blue ink that reads "Toni N. Harp".

Toni N. Harp  
Mayor

City of New Haven, Monthly Financial Report Disclosure Note

The information set forth herein is for internal use purposes only and is not based on audited financial information. Such information provided herein is not guaranteed as to accuracy or completeness by the City and is not intended to be and is not to be construed as a representation by the City.

Statements in these monthly financial statements that are not historical facts are forward-looking statements based on current expectations of future events and are subject to risks and uncertainty. Actual results could differ materially from those expressed or implied by such statements. The City therefore cautions against placing reliance on the forward-looking statements included in these monthly financial statements. All forward-looking statements included in these monthly financial statements are made only as of the date hereof and the City does not assume any obligation to update any forward-looking statements made by the City as a result of new information, future events or other factors.

The information and expressions of opinion herein are subject to change without notice and neither the delivery of these monthly financial statements shall, under any circumstances, create any implication that there has been no change in the affairs of the City since the date of these monthly financial statements.

**CITY OF NEW HAVEN MONTHLY REPORT  
FISCAL YEAR 2019-2020**

**MONTH ENDING; NOVEMBER 2019**

**TABLE OF CONTENTS**

<b><u>SECTION</u></b>	<b><u>PAGE NO.</u></b>
<b><u>General Fund</u></b>	
Projected Summary of Revenues and Expenditures	1-2
Summary of Selected Revenue(s) and Expenditures	3-4
Police and Fire Summaries	5-15
Expenditure Detail	16-17
Education Budget Update	18
City Personnel Vacancy Report	19-21
Summary of Revenue	22
Summary of Tax Collections	23
Revenue Detail	24-27
City Investment Report	28
Summary of Outstanding Debt	29
Weekly Overtime Report by Department	30
Monthly Summary of Overtime by Department	31
<b><u>Special Funds</u></b>	
Grants Accepted by City for Month	32
Expenditure and Revenue Explanation	33
Expenditure Projection Report	34-37
Revenue Projection Report	38-40
<b><u>Capital Projects</u></b>	
Open Capital Balance Report	41-45
<b><u>Other Sections</u></b>	
Monthly Personnel Report	46
City Travel Report	47-49
Summary of Transfer's for Month	50
Self Insurance Funds, Food Service, & OPEB	51-52
Workers Compensation Detail	53
Medical Benefits Detail and Large Claims	54-56

**GENERAL FUND EXPENDITURES AND REVENUE(S) SUMMARY  
FISCAL YEAR 2019-2020  
MONTH ENDING; NOVEMBER 2019**

	BOA APPROVED	PROJECTED	+/-
EXPENDITURES	556,641,051	563,412,312	(6,771,261)
REVENUE	556,641,051	554,960,541	(1,680,510)
<b>BALANCE SURPLUS / (DEFICIT)</b>			<b>(8,451,770)</b>

**SUMMARY- CHANGES FROM PRIOR REPORT**

**Expenditures Changes**

	October-19 Surplus / (Deficit)	November-19 Surplus / (Deficit)	Variance (Savings Decrease) / Increase	Comments on Expenditure/Revenue Changes
Legislative Services	0	0	0	
Mayor's Office	0	0	0	
Chief Administrators Office	0	30,000	30,000	Additional Non-Personnel Savings
Corporation Counsel	0	0	0	
Finance Department	0	0	0	
Information and Technology	0	0	0	
Office of Assessment	61,000	61,000	0	
Library	10,000	0	(10,000)	
Park's and Recreation	10,027	(69,905)	(79,932)	Additional OT Expenses
City Clerk's Office	0	0	0	
Registrar of Voters	0	0	0	
Public Safety/911	53,505	28,772	(24,733)	Salary savings from vacancies
Police Department	9	27,293	27,284	
Fire Department	(1,575,529)	(2,223,148)	(647,619)	Additional OT Expenses
Health Department	60,000	60,000	0	
Fair Rent	10,000	10,000	0	
Elderly Services	0	0	0	
Youth Services	0	0	0	
Services with Disabilities	0	0	0	
Community Services	30,000	30,000	0	
Various Organizations	0	0	0	
Non-Public Transportation	0	0	0	
Contract Reserve	0	0	0	
Public Works	150,000	165,842	15,842	Vacancy savings
Engineering	20,000	20,000	0	
Debt Service	0	5,273,499	5,273,499	Refunding and other savings
Master Lease	0	0	0	
Rainy Day Replenishment	825,000	825,000	0	
Development Operating Subsidies	0	0	0	
City Plan	25,838	25,838	0	
Transportation Traffic and Parking	0	0	0	
Commission on Equal Opportunity	25,000	25,000	0	
Office of Bld, Inspect& Enforc	0	0	0	
Economic Development	0	0	0	
Livable Cities Initiatives	0	0	0	
Pension(s)	183,768	183,768	0	
Self-Insurance	(550,079)	(600,000)	(49,921)	
Employee Benefits	225,000	(1,139,505)	(1,364,505)	Workers comp and Health Insurance contributions
Education	(8,414,348)	(8,414,348)	0	Based on BOE 11/25/19 projection

**GENERAL FUND EXPENDITURES AND REVENUE(S) SUMMARY**  
**FISCAL YEAR 2019-2020**  
**MONTH ENDING; NOVEMBER 2019**

	October-19 Surplus / (Deficit)	November-19 Surplus / (Deficit)	Variance Savings (Decrease) / Increase	Comments on Expenditure/Revenue Changes
<b><u>City Sources</u></b>				
PROPERTY TAXES	2,469,933	3,489,906	1,019,973	Trend in current tax collections versus previous GL
BUILDING PERMITS	0	0	0	
PARKING METERS	0	0	0	
PARKING TAGS	0	0	0	
OTHER LICENSES, PERMITS & OTHER FEES	0	0	0	
INVESTMENT INCOME	0	0	0	
RENTS & FINES	0	0	0	
PAYMENTS IN LIEU OF TAXES	0	0	0	
OTHER TAXES AND ASSESSMENTS	0	0	0	
MISCELLANEOUS & OTHER REVENUE	331,798	(3,895,513)	(4,227,311)	Reduction in Revenue Initiative
<b>CITY SOURCES SUB-TOTAL</b>	<b>2,801,731</b>	<b>(405,607)</b>	<b>(3,207,338)</b>	
<b><u>State Sources</u></b>				
STATE GRANTS FOR EDUCATION	0	0	0	
STATE GRANTS & PILOTS	0	0	0	
<b>STATE SOURCES SUB - TOTAL</b>	<b>0</b>	<b>0</b>	<b>0</b>	
<b>REVENUE TOTAL</b>	<b>2,801,731</b>	<b>(405,607)</b>	<b>(3,207,338)</b>	



**GENERAL FUND SELECTED EXPENDITURE PROJECTION**

**FISCAL YEAR 2019-2020**

**MONTH ENDING; NOVEMBER 2019**

A comparison of selected department's gross overtime expenditures compared to the same period in the prior year are cited below.

	<b>FY 16-17</b>	<b>FY 17-18</b>	<b>FY 18-19</b>	<b>FY 19-20</b>	<b>+/-</b>	<b>%</b>
Fire gross of	1,395,372	1,543,667	1,460,878	2,173,337	712,459	49%
Parks gross of	196,981	189,059	177,048	220,362	43,314	24%
Police gross of	3,290,041	3,334,465	4,047,580	3,739,851	(307,729)	-8%
PW gross of	249,183	289,436	299,436	314,891	15,455	5%
PS Comm of	376,314	365,480	325,521	389,718	64,197	20%
	5,507,891	5,722,107	6,310,463	6,838,158	588,356	10%

**2) Selected Departments**

<b>Police</b>	<b>Budget</b>	<b>FY 20 Projected</b>	<b>+/-</b>	<b>Comment</b>
Salary	32,927,607	30,000,000	2,927,607	Includes raises with passed CBA
Overtime	5,550,000	8,650,000	(3,100,000)	
Other Personnel Cost	474,150	363,473	110,677	
Utility	0	0	0	
Non-Personnel	2,580,773	2,491,773	89,000	
<b>Total</b>	<b>41,532,530</b>	<b>41,505,246</b>	<b>27,284</b>	

<b>Fire</b>	<b>Budget</b>	<b>FY 20 Projected</b>	<b>+/-</b>	<b>Comment</b>
Salary	27,546,852	27,500,000	46,852	Attrition savings in salary. Also includes CBA raises
Overtime	2,169,000	4,500,000	(2,331,000)	Using 90K a week for OT
Other Personnel Cost	2,643,300	2,582,300	61,000	Savings in Pay Differential
Utility	0	0	0	
Non-Personnel	1,338,295	1,338,295	0	
<b>Total</b>	<b>33,697,447</b>	<b>35,920,595</b>	<b>(2,223,148)</b>	

<b>PS Communications</b>	<b>Budget</b>	<b>FY 20 Projected</b>	<b>+/-</b>	<b>Comment</b>
Salary	3,282,032	2,957,032	325,000	
Overtime	250,000	515,978	(265,978)	
Other Personnel Cost	48,500	78,750	(30,250)	
Utility	0	0	0	
Non-Personnel	3,000	3,000	0	
<b>Total</b>	<b>3,583,532</b>	<b>3,554,760</b>	<b>28,772</b>	

<b>Parks</b>	<b>Budget</b>	<b>FY 20 Projected</b>	<b>+/-</b>	<b>Comment</b>
Salary	4,006,972	4,046,972	(40,000)	
Overtime	254,000	333,905	(79,905)	
Other Personnel Cost	23,000	23,000	0	
Utility	0	0	0	
Non-Personnel	435,100	385,100	50,000	
<b>Total</b>	<b>4,719,072</b>	<b>4,788,977</b>	<b>(69,905)</b>	

<b>Public Works</b>	<b>Budget</b>	<b>FY 20 Projected</b>	<b>+/-</b>	<b>Comment</b>
Salary	6,665,842	6,400,000	265,842	Vacancy savings projected in the year
Overtime	826,400	826,400	0	
Other Personnel Cost	80,400	80,400	0	
Utility	0	0	0	
Non-Personnel	4,807,750	4,907,750	(100,000)	
<b>Total</b>	<b>12,380,392</b>	<b>12,214,550</b>	<b>165,842</b>	

## GENERAL FUND SELECTED REVENUE COMPARISON

	FY 16-17	FY 17-18	FY 18-19	FY 19-20	+/-	%
Real Estate Con. Tax	951,431	1,166,547	699,093	961,541	262,448	38%
City Clerk Fee's	143,046	140,018	145,082	164,198	19,116	13%
Building Permits	2,867,961	3,722,185	2,675,274	4,552,942	1,877,668	70%
Parking Tags	1,818,410	2,032,495	1,842,419	1,904,351	61,932	3%
Parking Meters*	2,602,258	2,720,739	2,260,121	2,114,803	(145,318)	-6%

	FY 16-17	FY 17-18	FY 18-19	FY 19-20	+/-	%
<b>* PARKING METER DETAIL</b>						
Other	0	1,500	0	0	0	0%
Meter Bags	423,268	335,511	288,937	149,726	(139,211)	-48%
Meter Coin Revenue	899,712	817,684	714,135	638,197	(75,938)	-11%
Meter Credit Card Revenue	1,056,821	1,192,168	831,316	1,088,853	257,537	31%
Pay by Cell	189,524	342,182	404,689	225,553	(179,136)	-44%
Voucher Revenue	32,933	31,694	21,044	12,475	(8,570)	-41%
	2,602,258	2,720,739	2,260,121	2,114,803	(145,318)	-6%

# NEW HAVEN POLICE DEPARTMENT MONTH ENDING; NOVEMBER 2019

**Vacancies Count through November 30, 2019**

**Sworn Position Count through November 30, 2019**

Title	FY 2017-18	FY 2018-19	FY 2019-20	Total Positions	Filed	Vacant
Police Chief	0	0	0	1	1	0
Assistant Chiefs	0	0	1	4	3	1
Police Captain	3	2	3	4	1	3
Police Captain (\$1.00)	0	2	1	1	0	1
Police Lieutenant	0	2	5	20	15	5
Police Sergeant	1	9	14	57	43	14
Police Detective	5	10	9	61	52	9
Police Officer	35	39	46	283	237	46
Police Officer (\$1.00)	27	27	3	3	0	3
<b>Total</b>	<b>71</b>	<b>91</b>	<b>82</b>	<b>434</b>	<b>352</b>	<b>82</b>

\*\*\$1.00= position in the approved budget as \$1,00 place holders

\*\*\$1.00= position in the approved budget as \$1,00 place holders

**OVERALL DEPARTMENT DEMOGRAPHICS**

ETHNICITY	ASIAN	BLACK	HISPANIC	INDIAN	WHITE	OTHER	TOTAL
FEMALE	1	32	20	0	43	0	96
MALE	3	56	67	0	184	0	310
TOTAL	4	88	87	0	227	0	406
PERCENTAGE	1%	22%	21%	0%	56%	0%	100%

**AGE RANGES**

	FEMALE	MALE	TOTAL	PCT
18-29	15	58	73	18%
30-40	38	129	167	41%
41-50	25	84	109	27%
>50	18	39	57	14%
TOTAL	96	310	406	100%

**RESIDENCY COUNT**

	NEW HAVEN	HAMDEN	EAST HAVEN	WEST HAVEN	BRANFORD	OTHER CITIES/TOWNS
OVERALL DEPT	75	46	29	22	15	219
	18%	11%	7%	5%	4%	54%

# NEW HAVEN POLICE DEPARTMENT MONTH ENDING; NOVEMBER 2019

**ACTIVE SWORN PERSONNEL DEMOGRAPHICS**

<u>EMPLOYEE COUNT</u>	<u>FEMALE</u>	<u>MALE</u>
Police Chief	0	1
Assistant Chiefs	1	2
Police Captain	0	1
Police Lieutenant	2	13
Police Sergeant	6	37
Police Detective	13	39
Police Officer	35	202
<b>TOTAL</b>	<b>57</b>	<b>295</b>
<b>TOTAL PERCENTAGE</b>	<b>16%</b>	<b>84%</b>

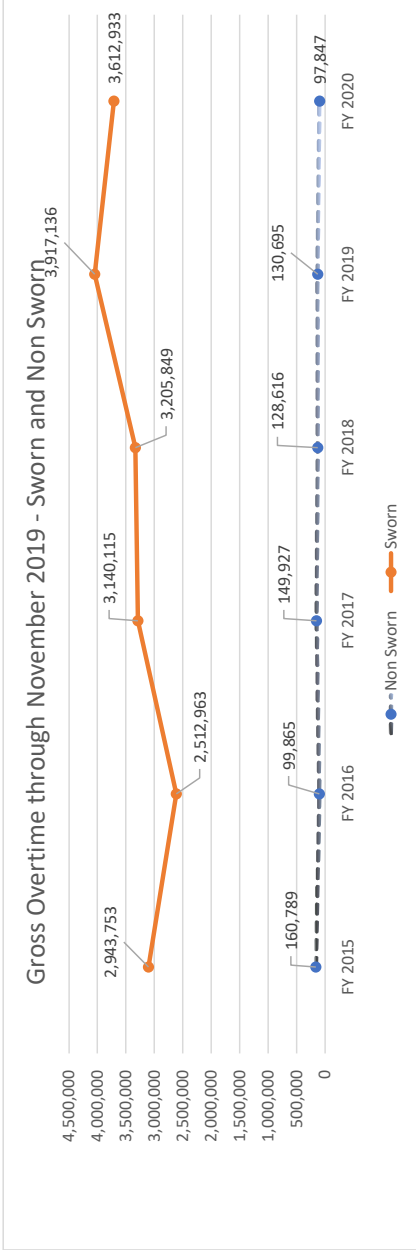
<u>AGE RANGES</u>	<u>18-29</u>	<u>30-40</u>	<u>41-50</u>	<u>&gt;50</u>
<u>TITLE</u>				
POLICE CHIEF	0	0	1	0
ASSISTANT POLICE CHIEFS	0	0	2	1
POLICE CAPTAIN	0	0	0	1
POLICE LIEUTENANT	0	7	6	2
POLICE SERGEANT	0	17	22	4
POLICE DETECTIVE	3	33	12	4
POLICE OFFICER	67	96	53	21
<b>TOTAL</b>	<b>70</b>	<b>153</b>	<b>96</b>	<b>33</b>
<b>PERCENTAGE</b>	<b>20%</b>	<b>43%</b>	<b>27%</b>	<b>9%</b>

# NEW HAVEN POLICE DEPARTMENT MONTH ENDING; NOVEMBER 2019

**THREE YEAR BUDGET HISTORY**

<b>FY 2017</b>	<b>Category</b>	<b>Original Budget</b>	<b>Transfers</b>	<b>Revised Budget</b>	<b>Actuals</b>	<b>Available</b>	<b>PCT Budget</b>
	Salaries	30,802,181	-14,500	30,787,681	30,990,729	(203,048)	101%
	Overtime	3,122,684	3,065,316	6,188,000	7,195,437	(1,007,437)	116%
	Other Personnel	469,800	75,000	544,800	558,970	(14,170)	103%
	Utilities	586,981	-34,500	552,481	583,019	(30,538)	106%
	Non-Personnel	2,460,389	-34,000	2,426,389	2,047,690	378,699	84%
	<b>FY 2017 Operating Result Surplus/(Deficit)</b>	<b>37,442,035</b>	<b>3,057,316</b>	<b>40,499,351</b>	<b>41,375,846</b>	<b>(876,495)</b>	<b>102%</b>
<b>FY 2018</b>	<b>Category</b>	<b>Original Budget</b>	<b>Transfers</b>	<b>Revised Budget</b>	<b>Actuals</b>	<b>Available</b>	<b>PCT Budget</b>
	Salaries	33,161,697	0	33,161,697	30,385,564	2,776,133	92%
	Overtime	4,142,684	0	4,142,684	7,054,489	(2,911,805)	170%
	Other Personnel	474,150	0	474,150	529,500	(55,350)	112%
	Utilities	590,981	0	590,981	568,897	22,084	96%
	Non-Personnel	2,644,489	0	2,644,489	2,343,319	301,170	89%
	<b>FY 2018 Operating Result Surplus/(Deficit)</b>	<b>41,014,001</b>	<b>0</b>	<b>41,014,001</b>	<b>40,892,295</b>	<b>121,706</b>	<b>100%</b>
<b>FY 2019 [unaudited]</b>	<b>Category</b>	<b>Original Budget</b>	<b>Transfers</b>	<b>Revised Budget</b>	<b>Actuals</b>	<b>Available</b>	<b>PCT Budget</b>
	Salaries	33,878,686	0	33,878,686	30,320,113	3,558,573	89%
	Overtime	4,412,684	0	4,412,684	7,857,091	(3,444,407)	178%
	Other Personnel	474,150	0	474,150	447,713	26,437	94%
	Utilities	570,981	0	570,981	569,931	1,050	100%
	Non-Personnel	2,561,416	0	2,561,416	2,370,663	190,753	93%
	<b>FY 2019 Operating Result Surplus/(Deficit)</b>	<b>41,897,917</b>	<b>0</b>	<b>41,897,917</b>	<b>41,565,511</b>	<b>332,407</b>	<b>99%</b>
<b>FY 2020 [Budget]</b>	<b>Category</b>	<b>Original Budget</b>	<b>Transfers</b>	<b>Revised Budget</b>	<b>Actuals</b>	<b>Available</b>	<b>PCT Budget</b>
	Salaries	32,927,607	0	32,927,607	30,000,000	2,927,607	91%
	Overtime	5,550,000	0	5,550,000	8,650,000	(3,100,000)	156%
	Other Personnel	474,150	0	474,150	363,473	110,677	77%
	Utilities	0	0	0	0	0	0%
	Non-Personnel	2,580,782	0	2,580,782	2,491,773	89,009	97%
	<b>FY 2019 Operating Result Surplus/(Deficit)</b>	<b>41,532,539</b>	<b>0</b>	<b>41,532,539</b>	<b>41,505,246</b>	<b>27,293</b>	<b>100%</b>

# NEW HAVEN POLICE DEPARTMENT MONTH ENDING; NOVEMBER 2019



		11/1/2019 to 11/30/2019			
		2018	2017	2016	2015
<b>CRIME COMPARISON REPORT</b>					
<i>This report covers periods:</i>					
		2019	2018	2017	2016
<b>VIOLENT CRIME:</b>					
Murder Victims	9	9	7	12	12
Felony Sex. Assault	35	46	39	48	48
Robbery	277	270	334	365	365
Assault with Firearm Victims	72	48	57	60	60
Agg. Assault (NIBRS)	589	487	497	586	586
<b>Total:</b>	<b>982</b>	<b>860</b>	<b>934</b>	<b>1071</b>	<b>1071</b>
<b>PROPERTY CRIME:</b>					
Burglary	589	614	766	765	765
MV Theft	594	583	563	690	690
Larceny from Vehicle	914	945	867	1,102	1,102
Other Larceny	2,383	2,399	2,680	2,856	2,856
<b>Total:</b>	<b>4,480</b>	<b>4,541</b>	<b>4,876</b>	<b>5,413</b>	<b>5,413</b>
<b>OTHER CRIME:</b>					
Simple Assault	1,703	1,747	1,851	1,898	1,898
Prostitution	2	5	9	19	19
Drugs & Narcotics	1169	1,328	1,613	1,462	1,462
Vandalism	2,135	2,011	2,214	2,665	2,665
Intimidation/Threatening-no force	1149	1,143	1,137	1,214	1,214
Weapons Violation	428	354	366	420	420
<b>Total:</b>	<b>6,586</b>	<b>6,588</b>	<b>7,190</b>	<b>7,678</b>	<b>7,678</b>
<b>FIREARM DISCHARGE:</b>					
Firearm Discharge	143	93	127	152	152
		<b>2018</b>	<b>2017</b>	<b>2016</b>	<b>2015</b>
					<b>2014</b>
					<b>2013</b>
					<b>2012</b>
					<b>2011</b>
					<b>2010</b>
					<b>2009</b>
					<b>2008</b>
					<b>2007</b>
					<b>2006</b>
					<b>2005</b>
					<b>2004</b>
					<b>2003</b>
					<b>2002</b>
					<b>2001</b>
					<b>2000</b>
					<b>1999</b>
					<b>1998</b>
					<b>1997</b>
					<b>1996</b>
					<b>1995</b>
					<b>1994</b>
					<b>1993</b>
					<b>1992</b>
					<b>1991</b>
					<b>1990</b>
					<b>1989</b>
					<b>1988</b>
					<b>1987</b>
					<b>1986</b>
					<b>1985</b>
					<b>1984</b>
					<b>1983</b>
					<b>1982</b>
					<b>1981</b>
					<b>1980</b>
					<b>1979</b>
					<b>1978</b>
					<b>1977</b>
					<b>1976</b>
					<b>1975</b>
					<b>1974</b>
					<b>1973</b>
					<b>1972</b>
					<b>1971</b>
					<b>1970</b>
					<b>1969</b>
					<b>1968</b>
					<b>1967</b>
					<b>1966</b>
					<b>1965</b>
					<b>1964</b>
					<b>1963</b>
					<b>1962</b>
					<b>1961</b>
					<b>1960</b>
					<b>1959</b>
					<b>1958</b>
					<b>1957</b>
					<b>1956</b>
					<b>1955</b>
					<b>1954</b>
					<b>1953</b>
					<b>1952</b>
					<b>1951</b>
					<b>1950</b>
					<b>1949</b>
					<b>1948</b>
					<b>1947</b>
					<b>1946</b>
					<b>1945</b>
					<b>1944</b>
					<b>1943</b>
					<b>1942</b>
					<b>1941</b>
					<b>1940</b>
					<b>1939</b>
					<b>1938</b>
					<b>1937</b>
					<b>1936</b>
					<b>1935</b>
					<b>1934</b>
					<b>1933</b>
					<b>1932</b>
					<b>1931</b>
					<b>1930</b>
					<b>1929</b>
					<b>1928</b>
					<b>1927</b>
					<b>1926</b>
					<b>1925</b>
					<b>1924</b>
					<b>1923</b>
					<b>1922</b>
					<b>1921</b>
					<b>1920</b>
					<b>1919</b>
					<b>1918</b>
					<b>1917</b>
					<b>1916</b>
					<b>1915</b>
					<b>1914</b>
					<b>1913</b>
					<b>1912</b>
					<b>1911</b>
					<b>1910</b>
					<b>1909</b>
					<b>1908</b>
					<b>1907</b>
					<b>1906</b>
					<b>1905</b>
					<b>1904</b>
					<b>1903</b>
					<b>1902</b>
					<b>1901</b>
					<b>1900</b>
					<b>1899</b>
					<b>1898</b>
					<b>1897</b>
					<b>1896</b>
					<b>1895</b>
					<b>1894</b>
					<b>1893</b>
					<b>1892</b>
					<b>1891</b>
					<b>1890</b>
					<b>1889</b>
					<b>1888</b>
					<b>1887</b>
					<b>1886</b>
					<b>1885</b>
					<b>1884</b>
					<b>1883</b>
					<b>1882</b>
					<b>1881</b>
					<b>1880</b>
					<b>1879</b>
					<b>1878</b>
					<b>1877</b>
					<b>1876</b>
					<b>1875</b>
					<b>1874</b>
					<b>1873</b>
					<b>1872</b>
					<b>1871</b>
					<b>1870</b>
					<b>1869</b>
					<b>1868</b>
					<b>1867</b>
					<b>1866</b>
					<b>1865</b>
					<b>1864</b>
					<b>1863</b>
					<b>1862</b>
					<b>1861</b>
					<b>1860</b>
					<b>1859</b>
					<b>1858</b>
					<b>1857</b>
					<b>1856</b>
					<b>1855</b>
					<b>1854</b>
					<b>1853</b>
					<b>1852</b>
					<b>1851</b>
					<b>1850</b>
					<b>1849</b>
					<b>1848</b>
					<b>1847</b>
					<b>1846</b>
					<b>1845</b>
					<b>1844</b>
					<b>1843</b>
					<b>1842</b>
					<b>1841</b>
					<b>1840</b>
					<b>1839</b>
					<b>1838</b>
					<b>1837</b>

# NEW HAVEN FIRE DEPARTMENT MONTH ENDING; NOVEMBER 2019

<b>Vacancies Count through November 30, 2019</b>							
Suppression			Non-Suppression				
Title	FY 2017-18	FY 2018-19	FY 2019-20	Title	FY 2017-18	FY 2018-19	FY 2019-20
Fire Chief	0	0	0	Director of Training	0	0	0
Asst Chief Administration	0	0	0	Drillmaster	0	0	0
Asst Chief Operations	0	0	0	Assistant Drillmaster	3	3	3
Deputy Chief	1	0	0	Assistant Drillmaster (\$1.00)	0	2	2
Battalion Chief	0	0	0	Fire Marshal	0	0	1
Captain	0	0	0	Deputy Fire Marshal	0	0	1
Lieutenant	1	0	1	Executive Administrative Assist	0	0	0
Firefighter/EMT	32	27	7	Admin Asst I	0	0	0
Firefighter/EMT (\$1.00)	3	3	0	Admin Asst II	0	0	0
				Fire Inspector/Investigator	0	0	0
				Fire Investigator Supv	0	0	0
				Fire Prop & Equip Tech	0	0	0
				Life Safety Comp Ofcr	0	0	0
				Public Assembly Inspector	0	0	0
				Security Analyst	0	1	1
				Special Mechanic	0	0	0
				Special Mechanic Fire	0	0	0
				Supv Building Facilities	0	0	0
				Supv EMS	0	0	0
<b>Total</b>	<b>37</b>	<b>30</b>	<b>8</b>	<b>Total</b>	<b>3</b>	<b>6</b>	<b>8</b>

**\*\*\$1.00= position in the approved budget as \$1.00 place holders**





# NEW HAVEN FIRE DEPARTMENT MONTH ENDING; NOVEMBER 2019

**OVERALL DEPARTMENT DEMOGRAPHICS**

<u>ETHNICITY</u>	ASIAN	BLACK	HISPANIC	INDIAN	WHITE	OTHER	TOTAL
FEMALE	0	10	2	0	6	0	18
MALE	2	80	51	0	190	1	324
TOTAL	2	90	53	0	196	1	342
PERCENTAGE	1%	26%	15%	0%	57%	0%	100%
<b><u>AGE RANGES</u></b>							
	FEMALE	MALE	TOTAL	PCT			
18-29	2	65	67	20%			
30-40	3	124	127	37%			
41-50	8	84	92	27%			
>50	5	50	55	16%			
TOTAL	18	323	341	100%			
<b><u>RESIDENCY COUNT</u></b>							
	BRANFORD	EAST HAVEN	HAMDEN	NEW HAVEN	WEST HAVEN	OTHER CITIES/TOWNS	
OVERALL DEPT	9	15	37	107	14	159	
	3%	4%	11%	31%	4%	47%	

# NEW HAVEN FIRE DEPARTMENT MONTH ENDING; NOVEMBER 2019

**ACTIVE SUPPRESSION PERSONNEL DEMOGRAPHICS**

<u>EMPLOYEE COUNT</u>	FEMALE	MALE
Fire Chief	0	1
Asst Chief Administration	0	1
Asst Chief Operations	0	1
Deputy Chief	0	4
Battalion Chief	0	8
Captain	0	25
Lieutenant	0	39
Firefighter	11	230
<b>TOTAL</b>	<b>11</b>	<b>309</b>
<b>TOTAL PERCENTAGE</b>	<b>3%</b>	<b>97%</b>

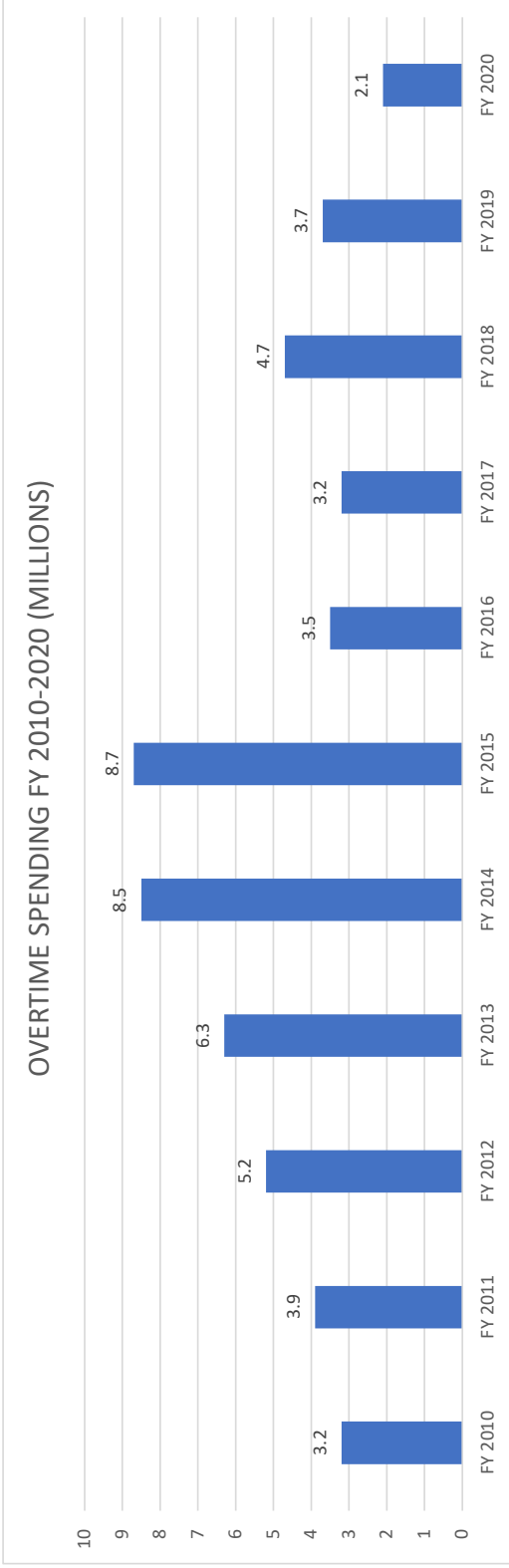
<u>AGE RANGES</u>	18-29	30-40	41-50	>50
<u>TITLE</u>				
Fire Chief	0	0	0	1
Asst Chief Administration	0	0	1	0
Asst Chief Operations	0	0	0	1
Deputy Chief	0	0	4	0
Battalion Chief	0	0	4	4
Captain	1	8	11	5
Lieutenant	5	16	15	3
Firefighter	61	101	48	31
<b>TOTAL</b>	<b>67</b>	<b>125</b>	<b>83</b>	<b>45</b>
<b>PERCENTAGE</b>	<b>21%</b>	<b>39%</b>	<b>26%</b>	<b>14%</b>

# NEW HAVEN FIRE DEPARTMENT MONTH ENDING; NOVEMBER 2019

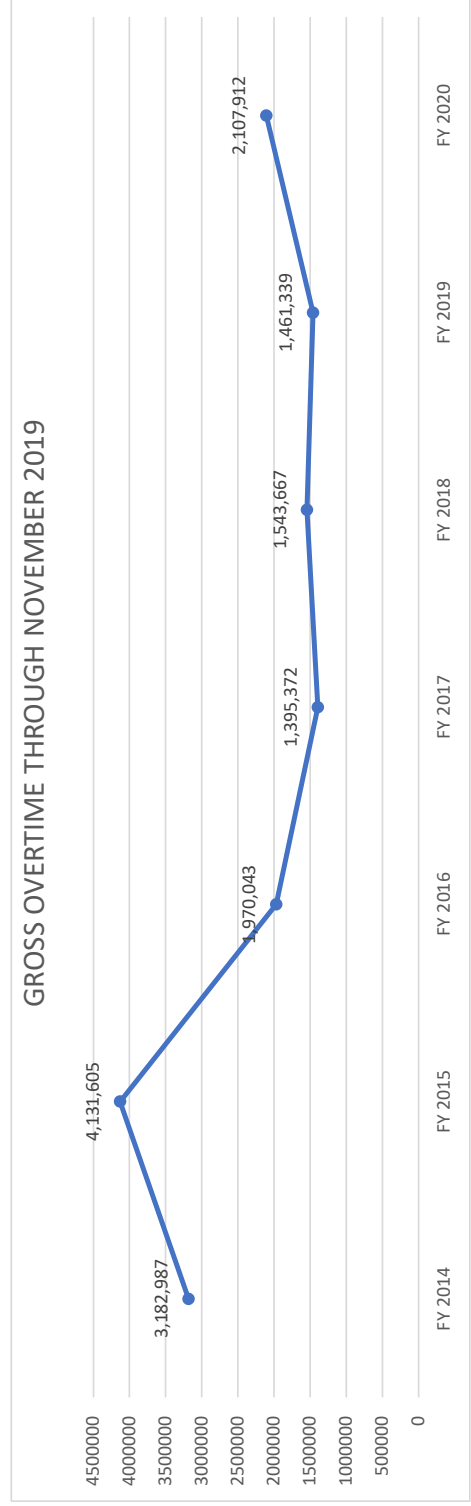
## THREE YEAR BUDGET HISTORY

<b>FY 2017</b>	<b>Category</b>	<b>Original Budget</b>	<b>Transfers</b>	<b>Revised Budget</b>	<b>Actuals</b>	<b>Available</b>	<b>PCT Budget</b>
	Salaries	23,120,267	-250,000	22,870,267	23,313,920	(443,653)	102%
	Overtime	1,869,000	1,131,000	3,000,000	3,197,094	(197,094)	107%
	Other Personnel	2,655,300	-96,507	2,558,793	2,496,596	62,197	98%
	Utilities	1,393,400	-25,000	1,368,400	1,542,295	(173,895)	113%
	Non-Personnel	1,515,695	-20,000	1,495,695	1,262,868	232,827	84%
<b>2,017 Total</b>		<b>30,553,662</b>	<b>739,493</b>	<b>31,293,155</b>	<b>31,812,773</b>	<b>(519,618)</b>	<b>102%</b>
<b>FY 2018</b>	<b>Category</b>	<b>Original Budget</b>	<b>Transfers</b>	<b>Revised Budget</b>	<b>Actuals</b>	<b>Available</b>	<b>PCT Budget</b>
	Salaries	24,037,403	1,100,000	25,137,403	25,408,117	(270,714)	101%
	Overtime	1,869,000	2,800,000	4,669,000	4,673,368	(4,368)	100%
	Other Personnel	2,655,300	0	2,655,300	2,503,245	152,055	94%
	Utilities	1,393,400	0	1,393,400	1,603,181	(209,781)	115%
	Non-Personnel	1,515,695	0	1,515,695	1,120,292	395,403	74%
<b>2,018 Total</b>		<b>31,470,798</b>	<b>3,900,000</b>	<b>35,370,798</b>	<b>35,308,203</b>	<b>62,595</b>	<b>100%</b>
<b>FY 2019 [unaudited]</b>	<b>Category</b>	<b>Original Budget</b>	<b>Transfers</b>	<b>Revised Budget</b>	<b>Actuals</b>	<b>Available</b>	<b>PCT Budget</b>
	Salaries	25,398,178	0	25,398,178	25,615,519	(217,341)	101%
	Overtime	2,169,000	1,100,000	3,269,000	3,796,434	(527,434)	116%
	Other Personnel	2,655,300	0	2,655,300	2,414,498	240,802	91%
	Utilities	1,503,000	0	1,503,000	1,634,623	(131,623)	109%
	Non-Personnel	1,505,295	0	1,505,295	1,417,649	87,646	94%
<b>2,019 Total</b>		<b>33,230,773</b>	<b>1,100,000</b>	<b>34,330,773</b>	<b>34,878,723</b>	<b>-547,950</b>	<b>102%</b>
<b>FY 2020 [budget]</b>	<b>Category</b>	<b>Original Budget</b>	<b>Transfers</b>	<b>Revised Budget</b>	<b>Actuals</b>	<b>Available</b>	<b>PCT Budget</b>
	Salaries	27,546,852	0	27,546,852	27,500,000	46,852	100%
	Overtime	2,169,000	0	2,169,000	4,500,000	(2,331,000)	207%
	Other Personnel	2,643,300	0	2,643,300	2,582,300	61,000	98%
	Utilities	0	0	0	0	0	0%
	Non-Personnel	1,338,295	0	1,338,295	1,338,295	0	100%
<b>2,019 Total</b>		<b>33,697,447</b>	<b>0</b>	<b>33,697,447</b>	<b>35,920,595</b>	<b>-2,223,148</b>	<b>107%</b>

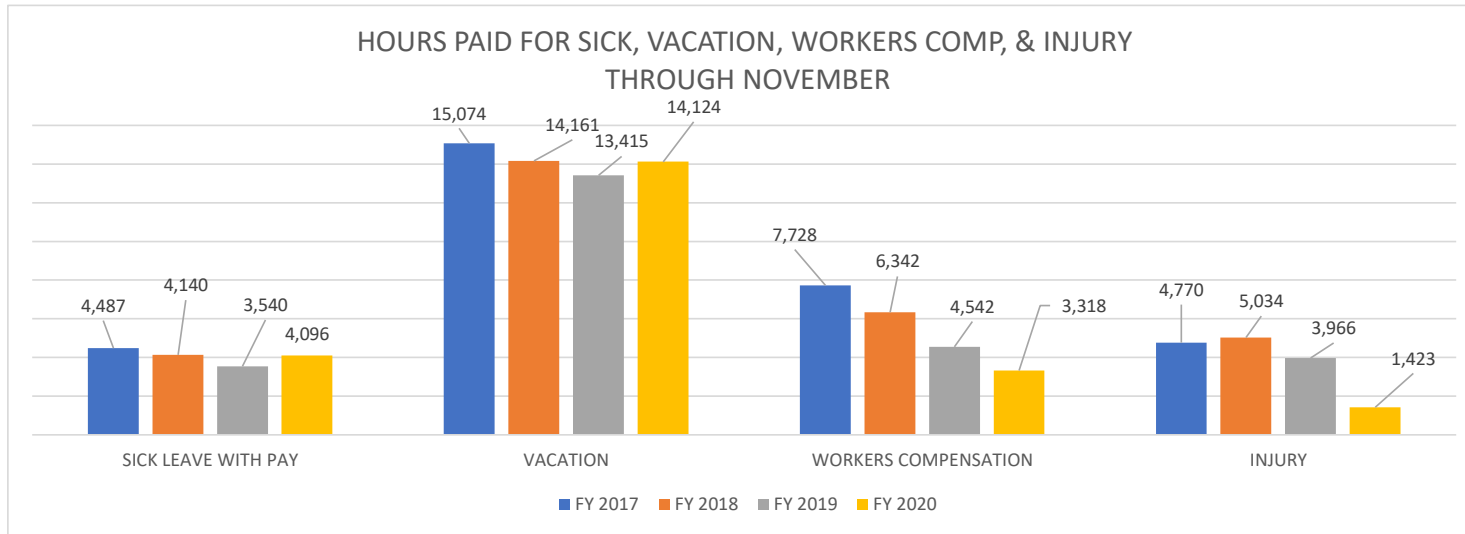
# NEW HAVEN FIRE DEPARTMENT MONTH ENDING; NOVEMBER 2019



**FY 2010-2018 (Actual), FY 2019 Actual - Unaudited, FY 2020 Budget**



# NEW HAVEN FIRE DEPARTMENT MONTH ENDING; NOVEMBER 2019



**GENERAL FUND EXPENDITURE PROJECTION REPORT**  
**FISCAL YEAR 2019-2020**  
**MONTH ENDING; NOVEMBER 2019**

**CITY AND BOE DEPARTMENTS**

Agency Name	Original Budget	Y-T-D Expenditures	Y-T-D Encumbered	Y-T-D Total Expenditure	% of Budget Expended	Total Projected Expenditures	+/- Bud VS Total Savings/(Deficit)
Legislative Services	989,413	316,480	0	316,480	32%	989,413	0
Mayor's Office	1,057,042	557,802	164,438	722,240	68%	1,057,042	0
Chief Administrators Office	1,979,784	702,107	326,245	1,028,352	52%	1,949,784	30,000
Corporation Counsel	2,773,392	790,861	832,426	1,623,287	59%	2,773,392	0
Finance Department	11,577,574	5,759,503	2,160,208	7,919,711	68%	11,577,574	0
Information and Technology	0	0	0	0	0%	0	0
Office of Assessment	833,258	278,458	7,545	286,003	34%	772,258	61,000
Central Utilities	7,660,144	1,298,185	5,559,691	6,857,875	90%	7,660,144	0
Library	4,067,393	1,474,751	686,302	2,161,053	53%	4,067,393	0
Park's and Recreation	4,719,072	2,187,216	101,944	2,289,160	49%	4,788,977	(69,905)
City Clerk's Office	453,530	133,032	70,772	203,805	45%	453,530	0
Registrar of Voters	1,050,666	344,045	103,663	447,708	43%	1,050,666	0
Public Safety/911	3,583,532	1,378,442	0	1,378,442	38%	3,554,760	28,772
Police Department	41,532,539	15,553,746	533,950	16,087,695	39%	41,505,246	27,293
Fire Department	33,697,447	13,956,254	401,053	14,357,307	43%	35,920,595	(2,223,148)
Health Department	4,062,007	1,363,458	87,049	1,450,507	36%	4,002,007	60,000
Fair Rent	127,400	32,311	620	32,931	26%	117,400	10,000
Elderly Services	783,295	207,192	298,045	505,237	65%	783,295	0
Youth Services	1,210,250	1,090,462	7,826	1,098,288	91%	1,210,250	0
Services with Disabilities	98,604	39,912	4,790	44,703	45%	98,604	0
Community Services	2,947,648	876,239	1,244,368	2,120,607	72%	2,917,648	30,000
Vacancy Savings	(1,090,367)	0	0	0	0%	0	(1,090,367)
Various Organizations	1,228,094	175,678	400,000	575,678	47%	1,228,094	0
Non-Public Transportation	790,000	2,116	0	2,116	0%	790,000	0
Contract Reserve	3,300,000	1,540,319	0	1,540,319	47%	3,300,000	0
Public Works	12,380,392	4,049,260	2,865,118	6,914,378	56%	12,214,550	165,842
Engineering	3,254,634	935,934	1,800,857	2,736,790	84%	3,234,634	20,000
Debt Service	48,674,689	35,135,986	0	35,135,986	72%	43,401,190	5,273,499
Master Lease	628,000	0	0	0	0%	628,000	0
Fund Bal. Replenishment	900,000	0	0	0	0%	75,000	825,000
Development Operating Subs	675,000	325,000	50,000	375,000	56%	675,000	0
City Plan	603,106	226,736	15,260	241,995	40%	577,268	25,838
Transportation Traffic and Par	3,539,498	1,004,188	78,504	1,082,692	31%	3,539,498	0
Commission on Equal Opportu	223,751	81,907	550	82,457	37%	198,751	25,000
Office of Bld, Inspect& Enforc	1,125,333	468,118	17,315	485,434	43%	1,125,333	0
Economic Development	1,533,021	738,469	139,783	878,253	57%	1,533,021	0
Livable Cities Initiatives	827,676	336,504	30,411	366,915	44%	827,676	0
Pension(s)	66,034,327	62,375,590	0	62,375,590	94%	65,850,559	183,768
Self-Insurance	5,000,000	4,675,079	0	4,675,079	94%	5,600,000	(600,000)
Employee Benefits	93,591,210	38,528,443	398,700	38,927,143	42%	94,730,715	(1,139,505)
Board of Education	188,218,697	50,800,572	66,880,692	117,681,263	63%	196,633,045	(8,414,348)
<b>Total Expenditures</b>	<b>556,641,051</b>	<b>249,740,356</b>	<b>85,268,123</b>	<b>335,008,479</b>	<b>60%</b>	<b>563,412,312</b>	<b>(6,771,261)</b>

**GENERAL FUND EXPENDITURE PROJECTION REPORT**  
**FISCAL YEAR 2019-2020**  
**MONTH ENDING; NOVEMBER 2019**

**VARIOUS DEPARTMENTAL BREAKDOWNS**

<b>Agency Name</b>	<b>Original Budget</b>	<b>Y-T-D Expenditures</b>	<b>Y-T-D Encumbered</b>	<b>Y-T-D Total Expenditure</b>	<b>% of Budget Expended</b>	<b>Total Projected Expenditures</b>	<b>+/- Bud VS Total</b>
<b><u>Debt Service</u></b>							
Principal	23,255,000	19,771,728	0	19,771,728	85%	20,125,841	3,129,159
Interest	30,419,689	14,928,720	0	14,928,720	49%	28,275,349	2,144,340
Tans Interest	0	0	0	0	100%	0	0
Contractual Services	0	435,538	0	435,538	100%	0	0
Tans Premium	0	0	0	0	100%	0	0
FCAF (School Const. Interest)	0	0	0	0	100%	0	0
Premium & Refunding	(5,000,000)	0	0	0	0%	(5,000,000)	0
<b>Sub-Total</b>	<b>48,674,689</b>	<b>35,135,986</b>	<b>0</b>	<b>35,135,986</b>	<b>72%</b>	<b>43,401,190</b>	<b>5,273,499</b>
<b><u>Operating Subsidies</u></b>							
Tweed NH Airport	325,000	325,000	0	325,000	100%	325,000	0
CT Open	0	0	0	0	0%	0	0
Regional Comm (AMR)	0	0	0	0	0%	0	0
New Haven Works	0	0	0	0	0%	0	0
US Census	50,000	0	50,000	50,000	100%	50,000	0
Market New Haven	300,000	0	0	0	0%	300,000	0
<b>Sub-Total</b>	<b>675,000</b>	<b>325,000</b>	<b>50,000</b>	<b>375,000</b>	<b>56%</b>	<b>675,000</b>	<b>0</b>
<b><u>Pension</u></b>							
Fica and Medicare	4,700,000	1,526,039	0	1,526,039	32%	4,700,000	0
City & BOE Pensions	22,521,339	22,221,339	0	22,221,339	100%	22,221,339	0
Police and Fire Pension	38,629,220	38,629,220	0	38,629,220	100%	38,629,220	0
State Teachers Subsidy	183,768	0	0	0	0%	0	183,768
Executive Mgmt. Pension	0	(1,008)	0	(1,008)	0%	300,000	0
<b>Sub-Total</b>	<b>66,034,327</b>	<b>62,375,590</b>	<b>0</b>	<b>62,375,590</b>	<b>94%</b>	<b>65,850,559</b>	<b>183,768</b>
<b><u>Self Insurance</u></b>							
City Self Insurance Policies	2,500,000	3,050,079	0	3,050,079	122%	3,100,000	(600,000)
City General Litigation Acct	2,500,000	1,625,000	0	1,625,000	65%	2,500,000	0
<b>Sub-Total</b>	<b>5,000,000</b>	<b>4,675,079</b>	<b>0</b>	<b>4,675,079</b>	<b>94%</b>	<b>5,600,000</b>	<b>(600,000)</b>
<b><u>Employee Benefits</u></b>							
Life Insurance	730,000	730,000	0	730,000	100%	730,000	0
Health Insurance	83,668,210	34,130,000	0	34,130,000	41%	84,300,000	(631,790)
Workers Comp Con Svcs	1,000,000	414,906	398,700	813,606	81%	1,000,000	0
Workers Comp Payments	6,500,000	3,530,000	0	3,530,000	54%	7,700,000	(1,200,000)
Perfect Attendance	18,000	200	0	200	1%	18,000	0
Longevity	690,000	11,876	0	11,876	2%	690,000	0
Unemployment	355,000	154,264	0	154,264	43%	355,000	0
Reserve Lump Sum	225,000	0	0	0	0%	(467,285)	692,285
GASB (Opeb)	405,000	0	0	0	0%	405,000	0
<b>Sub-Total</b>	<b>93,591,210</b>	<b>38,971,246</b>	<b>398,700</b>	<b>39,369,946</b>	<b>42%</b>	<b>94,730,715</b>	<b>(1,139,505)</b>



**Fiscal Year 2018-2019**  
**Education Operating Fund Forecast (General Fund)**  
**Monthly Financial Report (Unaudited) as of June 30, 2020**  
**As of November 25, 2019**

	<b>2019/20 Approved Budget (A)</b>	<b>YTD Actuals (B)</b>	<b>YTD % Expended</b>	<b>Encumbrances (C)</b>	<b>Available (A-B+C)</b>	<b>Full-Year Expenditure Forecast (E)</b>	<b>Full Year Variance (A-E)</b>
<b><u>Salary and Wages</u></b>							
Teacher Full-Time	73,656,678	15,296,551	20.77%	0	58,360,127	81,378,007	(7,721,329)
Admin & Management Full-Time	15,006,025	4,906,723	32.70%	0	10,099,302	18,473,197	(3,467,172)
Paraprofessionals	3,444,881	741,601	21.53%	0	2,703,280	3,674,711	(229,830)
Support Staff Full-Time	12,855,676	3,254,142	25.31%	0	9,601,534	11,201,331	1,654,345
Part Time & Seasonal	3,508,453	561,099	15.99%	0	2,947,354	2,870,156	638,297
Substitutes	1,650,000	195,034	11.82%	0	1,454,966	1,665,787	(15,787)
Overtime, Benefits, Other	3,645,000	511,947	14.05%	23,000	3,110,053	4,088,336	(443,336)
<b><i>Total Salaries and Benefits</i></b>	<b>113,766,713</b>	<b>25,467,097</b>	<b>22.39%</b>	<b>23,000</b>	<b>88,276,616</b>	<b>123,351,525</b>	<b>(9,584,812)</b>
<b><u>Supplies and Services</u></b>							
Instructional Supplies	3,262,166	563,935	17.29%	1,873,411	824,820	4,021,184	(759,018)
Tuition	19,302,634	976,181	5.06%	20,951,942	(2,625,489)	17,942,891	1,359,743
Utilities	10,817,200	1,146,994	10.60%	8,713,868	956,338	10,781,262	35,938
Transportation	25,323,866	459,632	1.82%	27,200,608	(2,336,374)	24,572,335	751,531
Maintenance, Property, Custodial	2,797,385	255,819	9.14%	1,883,123	658,443	2,143,132	654,253
Other Contractual Services	12,948,733	3,820,760	29.51%	9,234,112	(106,139)	13,820,716	(871,983)
<b><i>Total Supplies and Services</i></b>	<b>74,451,984</b>	<b>7,223,321</b>	<b>9.70%</b>	<b>69,857,064</b>	<b>(2,628,401)</b>	<b>73,281,520</b>	<b>1,170,464</b>
<b><i>General Fund Totals</i></b>	<b>188,218,697</b>	<b>32,690,418</b>	<b>17.37%</b>	<b>69,880,064</b>	<b>85,648,215</b>	<b>196,633,045</b>	<b>(8,414,348)</b>



**CITY VACANCY REPORT**  
**MONTH ENDING; NOVEMBER 2019**

**NON-SWORN FULL TIME  
VACANCIES AS OF 11-30-19**

Department	Pos. No	Position Title	Budget Salary	Date Vacated	Comment
MAYOR OFFICE	15001	DIRECTOR OFFICE OF DEVELOPMENT AND POLICY	1		
CHIEF ADMINISTRATIVE OFFICE-EMERGENCY MGMT	5000	DEPUTY DIR EMERGENCY MGMT/PLANNING	1	7/31/2017	
CHIEF ADMINISTRATIVE OFFICE-HUMAN RESOURCES	17002	ADMINISTRATIVE ASSISTANT	43,085	11/25/2019	
FINANCE-PAYROLL	3020	PAYROLL/BENEFIT AUDITOR	59,912	9/9/2019	
FINANCE-PAYROLL	3030	PAYROLL/BENEFIT AUDITOR	57,037	10/28/2019	
ASSESSORS OFFICE	1002	OFFICE MANAGER	57,177	5/20/2019	
LIBRARY	20001	LIBRARIAN II	1	7/1/2019	
LIBRARY	20002	LIBRARY TECHNICAL ASSISTANT	1	7/1/2019	
PARKS AND RECREATION	20001	TREE TRIMMER II	1	7/1/2019	
PARKS AND RECREATION	20002	TREE FOREMAN	56,229	7/1/2019	
PARKS AND RECREATION	1140	CARETAKER	45,678	8/5/2019	
PARKS AND RECREATION	840	PARK RANGER	54,159	3/11/2019	
PARKS AND RECREATION	2320	TREE TRIMMER II	56,430	10/14/2019	
CITY CLERK	120	ADMINISTRATIVE ASSISTANT	1	8/2/2017	
CITY CLERK	170	ADMIN CUSTOMER SRVC COORDINATO	45,113	8/12/2019	
REGISTRAR OF VOTERS	130	VOTER STATISTICIAN/DEPUTY REGISTRAR (REP)	47,685	11/4/2019	
PUBLIC SAFETY	570	911 OP DISP II	53,169	10/21/2019	
PUBLIC SAFETY	400	911 OP DISP III	64,478	6/28/2019	
PUBLIC SAFETY	640	911 OP DISP II	53,169	8/5/2019	
PUBLIC SAFETY	1050	911 OP DISP II	53,169		
PUBLIC SAFETY	850	911 OP DISP II	53,169	9/25/2019	
PUBLIC SAFETY	520	911 OP DISP II	53,169	7/14/2019	
POLICE	1410	MANAGEMENT ANALYST II	57,463	9/7/2019	
POLICE	6321	ADMINISTRATIVE ASSISTANT	59,465	5/25/2019	
POLICE	20000	PUBLIC INFORMATION OFFICER	62,423	7/1/2019	
POLICE	2230	TRANSCRIPTIONIST	1	8/5/2017	
POLICE	20002	POLICE MECHANIC	63,754	7/1/2019	
POLICE	20003	POLICE MECHANIC	1	7/1/2019	
POLICE	20004	BODY WORN CAMERA TECH ASSISTANT	47,957	7/1/2019	
POLICE	950	POLICE RECORDS CLERK	40,343	10/22/2019	
FIRE	5040	SECURITY ANALYST	81,647	10/31/2018	
HEALTH	100	DIRECTOR OF PUBLIC HEALTH	155,875	6/20/2019	
HEALTH	1140	P H NURSE	55,465	9/25/2019	
HEALTH	720	P H NURSE COORDINATOR	72,621	8/17/2018	
HEALTH	440	P H NURSe	55,465	11/15/2019	
HEALTH	1000	DIRECTOR M C H	87,924	3/19/2017	
HEALTH	16005	SENIOR SANITARIAN	61,006	8/11/2017	
HEALTH	570	PROGRAM DIRECTOR ENVIORMENTAL HEALTH	106,747	7/12/2019	
HEALTH	20010	LEAD POSION INSPECTOR	53,169	9/16/2019	
HEALTH	20011	LEAD POSION INSPECTOR	53,169	9/16/2019	
HEALTH	20012	LEAD POSION INSPECTOR	53,169	9/16/2019	

**CITY VACANCY REPORT  
MONTH ENDING; NOVEMBER 2019**

Department	Pos. No	Position Title	Budget Salary	Date Vacated	Comment
HEALTH	20013	LEAD POSION INSPECTOR	53,169	9/16/19	
HEALTH	20014	LEAD POSION INSPECTOR	53,169	9/16/19	
FAIR RENT	20000	FIELD SERVICE REPRESENTATIVE	48,000	7/1/19	
ELDERLY SERVICES	15001	SENIOR CENTER DIRECTOR	1	07/01/204	
ELDERLY SERVICES	15002	SENIOR CENTER DIRECTOR	1	7/1/14	
COMMUNITY SERVICES	15002	FOOD SYSTEM POLICY ANALYST	1	7/1/14	
COMMUNITY SERVICES	7170	DIRECOTR OF ARTS CULTURAL AND TOURISM	110,250	7/14/19	
COMMUNITY SERVICES	125	EXECUTIVE ADMINISTRATIVE ASSISTANT	54,303	10/18/19	
COMMUNITY SERVICES	16002	SPECIAL PROJECTS DIRECTOR	81,647	11/4/19	
PUBLIC WORKS-ADMIN	115	DEPUTY DIR ENGIN. PUBLIC WORKS	1	4/1/17	
PUBLIC WORKS-ADMIN	750	EQUIPMENT OPERATOR III	58,403	9/19/19	
PUBLIC WORKS-ADMIN	4000	ADMINISTRATIVE ASSISTANT	44,819	9/26/19	
PUBLIC WORKS-ADMIN	1270	CLERK TYPIST I	41,512	7/1/19	
PUBLIC WORKS-ADMIN	3041	ADMINISTRATIVE ASSISTANT HOUSING/ PUBLIC SPACE	41,175	10/28/19	
PUBLIC WORKS-PUBLIC SPACE	250	INSPECTOR	62,164	3/23/19	
PUBLIC WORKS	380	EQUIPMENT OPERATOR IV A	55,277	3/1/19	
PUBLIC WORKS	410	EQUIPMENT OPERATOR III	60,147		
PUBLIC WORKS	630	EQUIPMENT OPERATOR I	53,745	5/24/19	
PUBLIC WORKS	830	EQUIPMENT OPERATOR I	53,745	3/30/19	
PUBLIC WORKS	1530	REFUSE LABORER	55,961	11/18/19	
ENGINEERING	220	ASSISTANT CITY ENGINEER	122,832	9/2/17	
TRAFFIC AND PARKING	260	SENIOR TRAFFIC SIGNAL TECH	70,853	7/2/19	
TRAFFIC AND PARKING	270	TRAFFIC MAINTENANCE WORKER	55,488	4/30/19	
TRAFFIC AND PARKING	20000	TRAFFIC MAINT. WORK II	1	7/1/19	
TRAFFIC AND PARKING	2020	PARKING ENFORCEMENT OFCR	41,715	9/4/16	
TRAFFIC AND PARKING	2040	PARKING ENFORCEMENT OFFICER	41,715	7/6/18	
TRAFFIC AND PARKING	1060	PARKING ENFORCEMENT OFFICER	41,715	11/9/19	
COMMISSION ON EQUAL OPPORTUNITY	20000	UTILIZATION MONITOR II	1		

**Total Full Time Position Values 3,497,646**

\*\*The grand total is not the estimated savings for the FY . Savings will vary based on the actual date the position was vacated.

**NON-SWORN PART TIME VACANCIES AS OF 11-30-19**

Department	Pos. No	Position Title	Budget Salary	Date Vacated	Comment
FINANCE	PT 14010	DATA CONTROL CLERK II	17,000		
TRAFFIC AND PARKING	PT1600 3	PT PARKING ENFORCEMENT OFFICER	18,499	3/4/19	
TRAFFIC AND PARKING	PT1301 1	PT PARKING ENFORCEMENT OFFICER	18,499	11/18/19	

**Total Part Time Position Values 53,998**

\*\*The grand total is not the estimated savings for the FY . Savings will vary based on the actual date the position was vacated.

**CITY VACANCY REPORT  
MONTH ENDING; NOVEMBER 2019**

**SWORN VACANCIES AS OF 11-30-19**

<u>Police</u>	<b>Total Count</b>	<b>Title</b>	<b>Total Value</b>	<b>Comment</b>
	46	Police Officer	3,141,662	
\$1.00 vacant positions	3	Police Officer	3	
	9	Police Detective	655,020	
	3	Police Captain	282,051	
\$1.00 vacant positions	1	Police Captain	1	
	5	Police Lieutenant	428,215	
	14	Police Sergeant	1,075,760	
	1	Assistant Chief	125,426	
	<b>82</b>	<b>Total Value - Police</b>	<b>5,708,138</b>	

**\*\*78 Total budgeted vacancies for Police Department (82-4 \$1.00 positions)**

**\*\*The grand total is not the estimated savings for the FY . Savings will vary based on the actual date the position was vacated.**

<u>Fire Dept.</u>	<b>Total Count</b>	<b>Title</b>	<b>Total Value</b>
	7	Firefighter	535,472
	0	Firefighter	0
	0	Deputy Chief	0
	0	Fire Inspector	0
	0	Fire Captain	0
	3	Asst. Drillmaster	277,752
\$1.00 vacant positions	2	Asst. Drillmaster	2
	1	Fire Lieutenant	85,692
	1	Fire Marshall	114,043
	1	Deputy Fire Marshall	104,960
	<b>15</b>	<b>Total Value - Fire</b>	<b>1,117,921</b>

**\*\*13 Total budgeted vacancies for Fire Department (15-2 \$1.00 positions)**

**\*\*The grand total is not the estimated savings for the FY . Savings will vary based on the actual date the position was vacated.**

**FY 2018-2019 REVENUE SUMMARY ANALYSIS AND TAX COLLECTIONS  
MONTH ENDING; NOVEMBER 2019**

{A}	{B}	{C}	{D}	{E}	{F}	{G}
FY 15-16	FY 16-17	FY 17-18	FY 18-19	FY 19-20	{E - D}	FY 19-20
Year to Date	Year to Date	Year to Date	Year to Date	Year to Date	Fy 20 Vs FY 19	Budget
					YTD +/-	

**CITY SOURCES**

PROPERTY TAXES	129,325,403	131,062,972	132,227,821	147,734,794	149,292,178	1,557,384	278,560,094
LICENSES, PERMITS & FEES	7,095,555	3,535,929	7,192,232	5,720,496	7,512,699	1,792,203	28,432,000
INVESTMENT INCOME	29,906	66,310	9,713	485,209	631,789	146,580	700,000
RENTS & FINES	2,266,236	2,010,467	2,096,324	2,007,373	2,006,351	(1,022)	5,522,300
PAYMENTS IN LIEU OF TAXES	695,420	713,718	619,240	149,766	376,376	226,610	5,178,675
OTHER TAXES AND ASSESSMENTS	3,636,501	3,736,041	3,998,607	715,093	977,541	262,448	5,375,000
MISCELLANEOUS & OTHER REVENUE	1,823,096	1,111,264	1,165,778	2,612,020	3,356,840	744,820	19,213,000
<b>CITY SOURCES SUB-TOTAL</b>	<b>144,872,117</b>	<b>142,236,701</b>	<b>147,309,715</b>	<b>159,424,751</b>	<b>164,153,774</b>	<b>4,729,023</b>	<b>342,981,069</b>

**STATE SOURCES**

STATE GRANTS FOR EDUCATION	39,909,295	40,678,096	43,673,125	40,573,033	35,627,381	(4,945,652)	146,276,545
STATE GRANTS & PILOTS	49,315,775	63,822,758	52,272,779	57,392,135	58,613,458	1,221,323	67,383,437
<b>STATE SOURCES SUB-TOTAL</b>	<b>89,225,070</b>	<b>104,500,854</b>	<b>95,945,904</b>	<b>97,965,168</b>	<b>94,240,839</b>	<b>(3,724,329)</b>	<b>213,659,982</b>

<b>GRAND TOTAL</b>	<b>234,097,187</b>	<b>246,737,555</b>	<b>243,255,619</b>	<b>257,389,919</b>	<b>258,394,613</b>	<b>1,004,694</b>	<b>556,641,051</b>
--------------------	--------------------	--------------------	--------------------	--------------------	--------------------	------------------	--------------------

**SUMMARY OF TAX COLLECTIONS  
FISCAL YEAR 2019-2020  
MONTH ENDING; NOVEMBER 2019**

**SUMMARY OF TAX COLLECTIONS**

Collection Date	Fiscal Year 2015-16 Collections 11/27/2015	Fiscal Year 2016-17 Collections 12/2/2016	Fiscal Year 2017-18 Collections 12/1/2017	Fiscal Year 2018-19 Collections 11/30/2018	Fiscal Year 2019-20 Collections 11/29/2019	Fiscal Year 2019-20 Budget	Fiscal Year 2019-20 Pct. Collect
<b><u>I. Current Taxes</u></b>							
Real Estate	104,444,597	105,823,172	108,306,499	120,300,692	120,418,809	229,361,791	53%
Personal Property	14,773,436	14,814,282	14,410,049	15,492,066	16,217,867	27,932,555	58%
Motor Vehicle	8,401,252	8,817,264	7,978,591	10,385,562	10,658,906	14,808,109	72%
Supplemental MV	0	0	0	0	0	2,030,027	0%
Current Interest	300,321	272,943	249,834	263,407	288,954	1,000,000	29%
Tax Initiative	0	0	0	0	0	1,177,612	0%
<b>Sub-Total Current Collections</b>	<b>127,919,606</b>	<b>129,727,661</b>	<b>130,944,973</b>	<b>146,441,727</b>	<b>147,584,536</b>	<b>276,310,094</b>	<b>53%</b>
<b><u>II. Delinquent Collections</u></b>							
Delinquent Taxes	1,098,485	1,094,461	1,044,832	1,037,434	1,365,146	1,650,000	83%
Delinquent Interest	306,236	237,759	228,680	255,633	342,496	600,000	57%
<b>Sub-Total Delinquent Collections</b>	<b>1,404,721</b>	<b>1,332,220</b>	<b>1,273,512</b>	<b>1,293,067</b>	<b>1,707,642</b>	<b>2,250,000</b>	<b>76%</b>
<b>Grand Total Tax Collections</b>	<b>129,324,327</b>	<b>131,059,881</b>	<b>132,218,485</b>	<b>147,734,794</b>	<b>149,292,178</b>	<b>278,560,094</b>	<b>54%</b>

**GENERAL FUND REVENUE BUDGET  
FISCAL YEAR 2019-2020  
MONTH ENDING; NOVEMBER 2019**

General Fund Revenue Detail	FY 19-20 BO Approved	RECOGNIZED (To Date)	FY 19-20 Forecasted	VARIANCE Projected V. Approved	Notes/Comments
<b>Current City Taxes:</b>					
Real Estate	229,361,791	120,418,809	231,000,000	1,638,209	
Personal Property	27,932,555	16,217,867	28,800,000	867,445	
Motor Vehicle	14,808,109	10,658,906	15,100,000	291,891	
Supplemental Motor Vehicle	2,030,027	0	2,000,000	(30,027)	
Current Interest	1,000,000	288,954	1,200,000	200,000	
<b>Sub-Total Current Taxes</b>	<b>275,132,482</b>	<b>147,584,536</b>	<b>278,100,000</b>	<b>2,967,518</b>	
<b>Tax Collection Initiatives:</b>					
Property Tax Initiatives	1,177,612	0	0	(1,177,612)	
<b>Sub-Total Tax Initiative</b>	<b>1,177,612</b>	<b>0</b>	<b>0</b>	<b>(1,177,612)</b>	
<b>Delinquent City Taxes:</b>					
Real & Personal Property	1,650,000	1,365,146	2,900,000	1,250,000	
Interest and Penalties	600,000	342,496	1,050,000	450,000	
<b>Sub-Total Delinquent Taxes</b>	<b>2,250,000</b>	<b>1,707,642</b>	<b>3,950,000</b>	<b>1,700,000</b>	
<b>I. PROPERTY TAXES</b>	<b>278,560,094</b>	<b>149,292,178</b>	<b>282,050,000</b>	<b>3,489,906</b>	
<b>State Grants for Education:</b>					
Education Cost Sharing	142,509,525	35,627,381	142,509,525	0	
Special Education Reimbursement	0	0	0	0	
State Aid for Construction & Reconstruction	3,732,020	0	3,732,020	0	
Health Svc-Non-Public Schools	35,000	0	35,000	0	
<b>Sub-Total Education State Grants</b>	<b>146,276,545</b>	<b>35,627,381</b>	<b>146,276,545</b>	<b>0</b>	
<b>State Grants</b>					
PILOT: State Property	5,146,251	5,146,251	5,146,251	0	
PILOT: Colleges & Hospitals	36,545,385	36,545,385	36,545,385	0	
Distressed Cities Exemption	0	0	0	0	
Homeowners Tax Relief-Elderly	0	0	0	0	
Circuit Breaker	0	0	0	0	
Tax Abatement	0	0	0	0	
Reimb.-Low Income Veterans	50,000	0	50,000	0	
Reimb. - Disabled	10,000	0	10,000	0	
Pequot Funds	5,503,352	0	5,503,352	0	
Telecommunications Property Tax	625,000	0	625,000	0	
Town Aid: Roads	1,245,504	0	1,245,504	0	
Agriculture Rents and Taxes	0	0	0	0	
Municipal Revenue Sharing/PILOT	15,246,372	15,246,372	15,246,372	0	
Motor Vehicle Tax Reduction PILOT	0	0	0	0	
Municipal stabilization grant	1,675,450	1,675,450	1,675,450	0	
Grants for Municipal Projects	1,336,123	0	1,336,123	0	
Municipal Gaming Revenue	0	0	0	0	
<b>Sub-Total Other State Grants</b>	<b>67,383,437</b>	<b>58,613,458</b>	<b>67,383,437</b>	<b>0</b>	
<b>II. TOTAL STATE AID</b>	<b>213,659,982</b>	<b>94,240,839</b>	<b>213,659,982</b>	<b>0</b>	

**GENERAL FUND REVENUE BUDGET**  
**FISCAL YEAR 2019-2020**  
**MONTH ENDING; NOVEMBER 2019**

General Fund Revenue Detail	FY 19-20 BO Approved	RECOGNIZED (To Date)	FY 19-20 Forecasted	VARIANCE Projected V. Approved	Notes/Comments
<b>Licenses/Permits/Services &amp; Fees:</b>					
Other Agencies	35,000	23,423	35,000	0	
Maps/Bid Documents	2,000	1,022	2,000	0	
Ofc of Technology	2,000	750	2,000	0	
Parks-Lghthse.-Adm&Concession	70,000	46,218	70,000	0	
Park Dept.-Carousel & Bldng	1,000	1,097	1,097	97	
Park Dept.-Other Fees	70,000	31,779	70,000	0	
Town Clerk/City Clerk	350,000	164,198	350,000	0	
Police Service	100,000	32,622	100,000	0	
Police - Animal Shelter	4,500	2,505	4,500	0	
Police-General Fingerprinting	150,000	0	0	(150,000)	
Police - Towing	200,000	0	0	(200,000)	
Fire Service	80,000	20,393	80,000	0	
Fire Service Emergency Response	250,000	39,325	250,000	0	
Fire Services-Vacant Building Health Services	200,000	0	0	(200,000)	
School Based Health Clinin Permit Fee	345,500	40,712	345,500	0	
Registrar of Vital Stats.	325,000	0	0	(325,000)	
P.W.-Public Space Lic./Permits	630,000	261,829	630,000	0	
Public Works Evictions	145,000	60,613	145,000	0	
Public Works Bulk Trash	3,500	843	3,500	0	
Residential Parking	11,000	3,973	11,000	0	
Traffic & Parking/Meter Receipts	100,000	0	100,000	0	
TT&P Permits	7,000,000	2,159,537	6,300,000	(700,000)	
Building Inspections	300,000	0	0	(300,000)	
Permit and License Center OBIE	17,900,000	4,552,942	17,900,000	0	
High School Athletics	65,000	20,590	65,000	0	
LCI Ticket Collections	35,000	4,941	35,000	0	
Engineer's Cost Recovery	50,000	43,390	50,000	0	
	7,500	0	7,500	0	
<b>III. LICENSES PERMITS &amp; FEES</b>	<b>28,432,000</b>	<b>7,512,699</b>	<b>26,557,097</b>	<b>(1,874,903)</b>	
<b>Income from Short Term Investments:</b>					
Interest Income	700,000	631,789	1,300,000	600,000	
<b>IV. INTEREST INCOME</b>	<b>700,000</b>	<b>631,789</b>	<b>1,300,000</b>	<b>600,000</b>	
<b>Received from Rents:</b>					
Parks Employee Rents	6,300	3,675	6,300	0	
Misc. Comm Dev Rent	15,000	3,765	15,000	0	
Coliseum Lots	240,000	60,000	240,000	0	
Parking Space Rental	3,000	1,375	3,000	0	
<b>Sub-Total Rents</b>	<b>264,300</b>	<b>68,815</b>	<b>264,300</b>	<b>0</b>	
<b>Received from Fines:</b>					
Superior Court	50,000	27,222	50,000	0	
Parking Tags	5,000,000	1,904,351	5,000,000	0	
Police False Alarm	200,000	5,963	200,000	0	
P.W. Public Space Violations	8,000	0	8,000	0	
<b>Sub-Total Fines</b>	<b>5,258,000</b>	<b>1,937,536</b>	<b>5,258,000</b>	<b>0</b>	
<b>V. RENTS AND FINES</b>	<b>5,522,300</b>	<b>2,006,351</b>	<b>5,522,300</b>	<b>0</b>	

**GENERAL FUND REVENUE BUDGET**  
**FISCAL YEAR 2019-2020**  
**MONTH ENDING; NOVEMBER 2019**

General Fund Revenue Detail	FY 19-20 BO Approved	RECOGNIZED (To Date)	FY 19-20 Forecasted	VARIANCE Projected V. Approved	Notes/Comments
<b>Payments in Lieu of Taxes:</b>					
So Central Regional Water Auth.	1,091,275	0	1,091,275	0	
Parking Authority PILOTS	45,000	0	45,000	0	
Eastview PILOT	29,000	32,939	32,939	3,939	
Trinity Housing	75,000	23,929	75,000	0	
NHPA : PILOT	2,600,000	0	2,600,000	0	
GNHWPCA:PILOT	608,400	0	608,400	0	
52 Howe Street	65,000	40,656	65,000	0	
Ninth Square	635,000	278,852	635,000	0	
Farnham Court PILOT	30,000	0	30,000	0	
Temple Street Arcade	0	0	0	0	
<b>Sub-Total PILOTS</b>	<b>5,178,675</b>	<b>376,376</b>	<b>5,182,614</b>	<b>3,939</b>	
<b>Other Taxes and Assessments:</b>					
Real Estate Conveyance Tax	1,900,000	961,541	2,100,000	200,000	
Yale Payment-Fire Services	3,300,000	0	3,300,000	0	
Air Rights Garage	175,000	16,000	175,000	0	
<b>Sub-Total Other Taxes/Assessments</b>	<b>5,375,000</b>	<b>977,541</b>	<b>5,575,000</b>	<b>200,000</b>	
<b>Miscellaneous:</b>					
Controller	750,000	378,828	750,000	0	
BABS Revenue	500,000	0	500,000	0	
Off Track Betting	450,000	148,000	450,000	0	
Personal Motor Vehicle Reimb	13,000	2,437	13,000	0	
Neigh. Pres Loan Payments	0	548	548	548	
<b>Sub-Total Miscellaneous</b>	<b>1,713,000</b>	<b>529,813</b>	<b>1,713,548</b>	<b>548</b>	
<b>Other Revenue</b>					
Non-Profits	11,100,000	3,375	11,100,000	0	
Revenue Initiative	4,900,000	0	400,000	(4,500,000)	
Sale of Fixed Assets	1,100,000	1,372,552	1,500,000	400,000	
Police Vehicle Extra Duty	400,000	78,548	400,000	0	
<b>Sub-Total Other Revenue</b>	<b>17,500,000</b>	<b>2,827,026</b>	<b>13,400,000</b>	<b>(4,100,000)</b>	
<b>VI. OTHER REVENUE</b>	<b>29,766,675</b>	<b>4,710,757</b>	<b>25,871,162</b>	<b>(3,895,513)</b>	
<b>SUB TOTAL GF REVENUE</b>	<b>556,641,051</b>	<b>258,394,613</b>	<b>554,960,541</b>	<b>(1,680,510)</b>	
Transfers to General Fund	0	0	0	0	
<b>VII. TRANSFER FROM OTHER SOURCES</b>	<b>0</b>	<b>0</b>	<b>0</b>	<b>0</b>	
<b>FY 2018-19 GENERAL FUND REVENUE TOTAL</b>	<b>556,641,051</b>	<b>258,394,613</b>	<b>554,960,541</b>	<b>(1,680,510)</b>	



**GENERAL FUND REVENUE BUDGET  
FISCAL YEAR 2019-2020  
MONTH ENDING; NOVEMBER 2019**

General Fund Revenue Detail	FY 19-20 BO Approved	RECOGNIZED (To Date)	FY 19-20 Forecasted	VARIANCE Projected V. Approved	Notes/Comments
--------------------------------	-------------------------	-------------------------	------------------------	---	----------------

**City Clerk Document Preservation 1000-20706 - July 2019 to June 2020**

Start of Year Balance	Year to Date Revenue	Year to Date Expenditures	Current Balance
73,294	18,013	(1,867)	<b>89,440</b>

<b><u>Expenditure Summary</u></b>		<b><u>Revenue Summary</u></b>	
<b><u>Vendor</u></b>	<b><u>Amount Paid</u></b>		
Dupont Storage Systems (Special land records projects)	303	Start of Year	72,714
Dupont Storage Systems (Special land records projects)	1,564	<b><u>Deposits:</u></b>	
		July	1,686
		August	2,089
		September	1,202
<b><u>**Correction to vendor payments for previous months</u></b>		October	11,944
<b><u>\$24K to Dupont was reversed</u></b>		November	1,092
		December	0
		January	0
		February	0
		March	0
		April	0
		May	0
		June	0

**SUMMARY OF INVESTMENTS**  
**FISCAL YEAR 2019-2020**  
**MONTH ENDING; NOVEMBER 2019**

<b>GENERAL FUND INVESTMENTS</b>							
<b>Fund Type</b>	<b>Date</b>	<b>Term/ Days</b>	<b>Bank</b>	<b>Rate</b>	<b>Type</b>	<b>Principal Amount</b>	<b>Interest Amount</b>
GENERAL	Nov	Daily	CITIZENS	1.50%	MMA	14,669,872.41	25,444.74
GENERAL	Nov	Daily	WEBSTER	1.60%	MMA	403,303.04	4,270.06
CAPITAL	Nov	Daily	DREYFUS	1.54%	MMA	104,084,730.98	91,866.64
GENERAL	Nov	Daily	TD BANK	1.10%	MMA	4,483,707.94	3,360.74
CWF	Nov	Daily	TD BANK	1.10%	MMA	523,401.93	296.52
GENERAL-TR	Nov	Daily	TD BANK	1.10%	MMA	1,285,420.71	682.95
GENERAL-Cirma	Nov	Daily	TD BANK	0.00%	MMA	54,146.18	0.00
GENERAL	Nov	Daily	TD BANK	1.10%	MMA	35,798,443.95	20,511.44
GENERAL	Nov	Daily	NEW HAVEN BA	0.40%	MMA	255,904.64	81.30
GENERAL	Nov	Daily	SANTANDER	1.89%	MMA	4,075,025.05	26,159.11
GENERAL-SC	Nov	Daily	STIF	1.73%	MMA	6,943,660.79	9,969.53
GENERAL	Nov	Daily	STIF	1.73%	MMA	944,356.52	7,645.48
<b>Total General Fund Interest Earned</b>							<b>190,288.51</b>

<b>SPECIAL FUND INVESTMENTS</b>							
<b>Fund Type</b>	<b>Date</b>	<b>Term/ Days</b>	<b>Bank</b>	<b>Rate</b>	<b>Type</b>	<b>Principal Amount</b>	<b>Interest Amount</b>
SPECIAL FUNDS	Nov	Daily	TD BANK	1.10%	MMA	2,664,427.41	1,891.51
<b>Total Special Fund Interest Earned</b>							<b>1,891.51</b>

**SUMMARY OF OUTSTANDING DEBT  
FISCAL YEAR 2019-2020  
MONTH ENDING; NOVEMBER 2019**

	Bonds Outstanding as of 6/30/19	Principal Retired 7/19-10/19	Principal Retired in November 2019	FY2020 G.O. Bonds and QZAB Bonds	Principal Defeased	Outstanding Balance November 30, 2019
<b>General Obligation</b>						
City	381,454,986.60	6,018,447.96	1,627,462.99			373,809,075.65
Education	233,353,619.52	4,976,552.04	6,827,537.01			221,549,530.47
<b>Outstanding Balance</b>	<b>43799</b>					<b>595,358,606.12</b>

Includes: General Obligation and Qualified Zone Academy Bond

CWF bonds are no longer is City's name.

As of 7/1/07, CWF debt became a cost sharing agreement.

**SUMMARY OF GROSS OVERTIME BY DEPARTMENT, BY WEEK  
FISCAL YEAR 2018-2019  
MONTH ENDING; NOVEMBER 2019**

AGENCY	w/e 11/1/2019	w/e 11/8/2019	w/e 11/15/2019	w/e 11/22/2019	w/e 11/29/2019	Gross Overtime
111 - Legislative Services	367	0	486	203	129	1,185
131 Mayor's Office	0	0	0	0	0	0
132 Chief Administrative Office	1,150	951	1,014	2,164	3,320	8,598
133 - Corporation Counsel	0	0	0	0	0	0
137 - Finance	277	320	537	320	342	1,796
138 - Information and Technology	0	0	0	0	0	0
139 - Office of Assessment	0	0	0	0	0	0
152 - Library	0	0	0	0	0	0
160 - Park's and Recreation	4,778	5,817	5,236	4,142	1,970	21,943
161 - City Town Clerk	27	218	856			1,101
162 - Registrar of Voters	3,228	3,273	1,482			7,983
200 - Public Safety Communication	14,866	15,279	13,562	24,250	15,407	83,365
201 - Police Services	138,307	145,548	146,013	163,363	215,307	808,538
202 - Fire Services	93,981	92,489	104,349	70,509	66,334	427,661
301 - Health Department	1,713	1,323	949	1,118	1,360	6,464
501 - Public Works	10,749	9,378	11,577	27,034	7,390	66,127
702 - City Plan					362	362
704 - Transportation, Traffic and Parki	1,462	1,723	1,475	1,581	1,530	7,772
721 - Office of Bldg., Inspection & Enfd	267		417		161	845
747 - Livable Cities Initiative	299		449	299		1,048
900 - Board of Education	35,076	34,430	34,276	29,707	38,577	172,066
<b>Grand Total</b>	<b>306,547</b>	<b>310,750</b>	<b>322,678</b>	<b>324,691</b>	<b>352,189</b>	<b>1,616,855</b>

**SUMMARY OF OVERTIME BY DEPARTMENT, BY MONTH**  
**FISCAL YEAR 2019-2020**  
**MONTH ENDING; NOVEMBER 2019**

AGENCY	JULY	AUG.	SEPT	OCT	NOV	GROSS EXPEND.	Reimbursements Year to Date	Net Total	ORIGINAL BUDGET	REVISED BUDGET	BALANCE	PCT
												Expended
111 - Legislative Services	199	448	377	586	1,185	2,795	0	2,795	10,000	10,000	7,205	28%
131 - Mayor's Office	0	0	0	0	0	0	0	0	0	0	0	0%
132 - Chief Administrative Office	3,020	2,501	4,008	4,415	8,598	22,542	(723)	21,819	38,000	38,000	16,181	57%
133 - Corporation Counsel	0	0	0	0	0	0	0	0	0	0	0	0%
137 - Finance	1,185	3,088	832	917	1,796	7,817	0	7,817	2,500	2,500	(5,317)	313%
138 - Information and Technology	0	0	0	0	0	0	0	0	0	0	0	0%
139 - Office of Assessment	0	0	0	0	0	0	0	0	100	100	100	0%
152 - Library	0	0	0	0	0	0	0	0	0	0	0	0%
160 - Park's and Recreation	53,616	69,985	44,472	30,346	21,943	220,362	(7,364)	212,998	254,000	254,000	41,002	84%
161 - City Town Clerk	117	112	858	134	1,101	2,321	0	2,321	9,000	9,000	6,679	26%
162 - Registrar of Voters	385	2,834	6,272	2,479	7,983	19,954	0	19,954	30,000	30,000	10,046	67%
200 - Public Safety Communication	77,573	87,602	69,104	72,073	83,365	389,718	(26,233)	363,485	250,000	250,000	(113,485)	145%
201 - Police Services	613,842	968,944	705,569	642,958	808,538	3,739,851	(251,126)	3,488,724	5,754,888	5,754,888	2,266,164	61%
202 - Fire Services	467,034	555,283	373,664	349,695	427,661	2,173,337	(73,721)	2,099,616	2,169,000	2,169,000	69,384	97%
301 - Health Department	6,244	8,371	8,687	6,420	6,464	36,185	(1,919)	34,267	50,000	50,000	15,733	69%
501 - Public Works	61,206	80,764	52,965	53,829	66,127	314,891	(13,373)	301,518	826,400	826,400	524,882	36%
702 - City Plan	728	362	774	253	362	2,479	0	2,479	5,500	5,500	3,021	45%
704 - Transportation, Traffic and	7,752	8,975	21,130	7,055	7,772	52,684	(800)	51,884	130,750	130,750	78,866	40%
721 - Office of Bldg., Inspection	399	812	0	141	845	2,197	(238)	1,959	7,247	7,247	5,288	27%
747 - Livable Cities Initiative	150	0	374	449	1,048	2,021	0	2,021	13,000	13,000	10,979	16%
900 - Board of Education	117,696	114,814	95,321	109,116	172,066	609,013	(41,989)	567,024	1,210,000	1,210,000	642,976	47%
<b>TOTAL</b>	<b>1,411,146</b>	<b>1,904,895</b>	<b>1,384,406</b>	<b>1,280,865</b>	<b>1,616,855</b>	<b>7,598,167</b>	<b>(417,486)</b>	<b>7,180,680</b>	<b>10,760,385</b>	<b>10,760,385</b>	<b>3,579,705</b>	<b>67%</b>

**SUMMARY OF GRANTS ACCEPTED BY THE CITY  
FISCAL YEAR 2019-2020  
MONTH ENDING; NOVEMBER 2019**

Name of Grant/Source	Value	Recipient Department	Date Signed	Description of Grant
<u>No Grants</u>				

## **Special Fund Expenditure and Revenue Projection Explanation**

Please note that expenditure and revenue projections contained in this report are estimates based upon preliminary information received from City Departments and Granting Agencies. Budgets reported for Fiscal Year 2019-2020 may reflect anticipated new awards that have not yet been approved by the funding agency and estimated program income not yet recognized. Funding will become available only after grant agreements have been approved, executed and budget have been entered on the City's financial accounting system, MUNIS.

### **Deficit Explanation**

The Agencies listed below have significant budget variances that we feel warrant an explanation.

- No deficits are projected.

### **Surplus Explanation**

- If a large surplus exists in a special fund, it is usually the result of a multi-year award that is partially complete. Multi year awards are based on the completion of a project or for the operation of a particular program that extends beyond the City's fiscal year. Any remaining balances for multi-year awards will available in the following fiscal year or until the grant period has ended.

**SPECIAL FUND EXPENDITURE PROJECTION REPORT**  
**FISCAL YEAR 2019-20**  
**November**

Agency	Fund	{1} FY 2019-20 BOA Approved	{2} FY 2018-19 Carryover	{3} FY 2019-20 Adjusted Budget 11/30/2019	{4} Expended Encumbered Year to Date 11/30/2019	{5} FY 2019-20 Projected Expenses 6/30/2020	{6} FY 2019-20 Surplus (Deficit) {3} - {5}
<b>131</b>	<b>MAYORS OFFICE</b>						
	2034 CONTROLLER'S REVOLVING FUND	5,000	0	5,000	0	5,000	0
	2060 INFILL UDAG LOAN REPAYMENT	0	0	0	0	0	0
	2173 PRISON REENTRY PROGRAM	0	1,240	1,240	0	0	1,240
	2192 LEGISLATIVE/DEVELOPMENT&POLICY	0	3,500	3,500	0	0	3,500
	<b>MAYOR'S OFFICE TOTAL</b>	<b>5,000</b>	<b>4,740</b>	<b>9,740</b>	<b>0</b>	<b>5,000</b>	<b>4,740</b>
<b>132</b>	<b>CHIEF ADMINISTRATOR'S OFFICE</b>						
	2029 EMERGENCY MANAGEMENT	67,830	41,461	109,291	58,135	84,154	25,137
	2062 MISC PRIVATE GRANTS	0	6,786	6,786	0	6,786	0
	2063 MISC FEDERAL GRANTS	0	141,285	141,285	121,027	141,285	0
	2096 MISCELLANEOUS GRANTS	401,844	66,341	468,185	67,836	351,139	117,046
	2133 MISC STATE GRANTS	0	45,835	45,835	0	45,835	0
	2150 HOMELAND SECURITY GRANTS	0	282,189	282,189	16,947	282,189	0
	2174 ENERGY EFFICIENCY BLOCK GRANT	0	2,532	2,532	0	2,532	0
	2180 PSEG	0	106,819	106,819	0	106,819	0
	<b>CHIEF ADMINISTRATIVE OFFICE TOTAL</b>	<b>469,674</b>	<b>693,248</b>	<b>1,162,922</b>	<b>263,945</b>	<b>1,020,738</b>	<b>142,184</b>
<b>137</b>	<b>DEPARTMENT OF FINANCE</b>						
	2143 CONTROLLERS SPECIAL FUND	433,755	58,500	492,255	303,262	352,251	140,004
	2307 RESERVE FOR LITIGATION	0	1,000,000	1,000,000	0	1,000,000	0
	2925 COMMUNITY DEVEL BLOCK GRANT	486,298	67,233	553,531	254,021	553,531	0
	<b>DEPARTMENT OF FINANCE TOTAL</b>	<b>920,053</b>	<b>1,125,733</b>	<b>2,045,786</b>	<b>557,283</b>	<b>1,905,782</b>	<b>140,004</b>
<b>152</b>	<b>LIBRARY</b>						
	2096 MISCELLANEOUS GRANTS	146,660	36,034	182,694	20,104	146,660	36,034
	2133 MISC STATE GRANTS	190,035	0	190,035	0	0	190,035
	<b>LIBRARY TOTAL</b>	<b>336,695</b>	<b>36,034</b>	<b>372,729</b>	<b>20,104</b>	<b>146,660</b>	<b>226,069</b>
<b>160</b>	<b>PARKS &amp; RECREATION</b>						
	2044 LIGHTHOUSE CAROUSEL EVENT FUND	369,354	296,278	665,632	63,719	528,166	137,466
	2100 PARKS SPECIAL RECREATION ACCT	970,600	354,017	1,324,617	388,747	999,380	325,237
	2133 MISC STATE GRANTS	0	67,411	67,411	0	67,411	0
	<b>PARKS &amp; RECREATION TOTAL</b>	<b>1,339,954</b>	<b>717,707</b>	<b>2,057,661</b>	<b>452,466</b>	<b>1,594,957</b>	<b>462,703</b>
<b>162</b>	<b>REGISTRAR OF VOTERS</b>						
	2152 DEMOCRACY FUND	0	166,786	166,786	73,936	114,201	52,585
	<b>REGISTRAR OF VOTERS TOTAL</b>	<b>0</b>	<b>166,786</b>	<b>166,786</b>	<b>73,936</b>	<b>114,201</b>	<b>52,585</b>
<b>200</b>	<b>PUBLIC SAFETY COMMUNICATIONS</b>						
	2220 REGIONAL COMMUNICATIONS	548,701	60,859	609,560	419,133	609,560	0
	<b>PUBLIC SAFETY COMMUNICATIONS TOTAL</b>	<b>548,701</b>	<b>60,859</b>	<b>609,560</b>	<b>419,133</b>	<b>609,560</b>	<b>0</b>
<b>201</b>	<b>POLICE SERVICES</b>						
	2062 MISC PRIVATE GRANTS	50,000	0	50,000	1,352	50,000	0
	2085 THE HUMANE COMMISSION	0	532	532	0	532	0
	2134 POLICE APPLICATION FEES	30,000	8,811	38,811	31,525	38,811	0
	2150 HOMELAND SECURITY GRANTS	0	7,349	7,349	0	7,349	0
	2213 ANIMAL SHELTER	14,000	71,819	85,819	0	85,819	0
	2214 POLICE N.H. REGIONAL PROJECT	279,500	25,870	305,370	130,584	305,370	0
	2216 POLICE YOUTH ACTIVITIES	0	6,541	6,541	660	6,541	0
	2217 POLICE EQUIPMENT FUND	3,000	23,708	26,708	0	26,708	0
	2218 POLICE FORFEITED PROP FUND	99,438	54,690	154,128	115,858	125,000	29,128
	2224 MISC POLICE DEPT GRANTS	0	3,609	3,609	0	3,609	0
	2225 MISC POLICE DEPT FEDERAL GRANT	0	157,522	157,522	0	157,522	0
	2227 JUSTICE ASSISTANCE GRANT PROG	0	190,549	190,549	31,321	190,549	0
	2281 STATE FORFEITURE FUND	70,000	405	70,405	5,000	70,405	0
	2925 COMMUNITY DEVEL BLOCK GRANT	0	29,682	29,682	0	29,682	0
	<b>POLICE SERVICES TOTAL</b>	<b>495,938</b>	<b>581,085</b>	<b>1,077,023</b>	<b>314,947</b>	<b>1,047,895</b>	<b>29,128</b>
<b>202</b>	<b>FIRE SERVICES</b>						
	2063 MISC FEDERAL GRANTS	549,786	7,227	557,013	0	557,013	0
	2096 MISCELLANEOUS GRANTS	0	93,304	93,304	0	93,304	0
	2108 FIRE APPLICATION FEES	157,354	35,446	192,800	192,800	192,800	0
	<b>FIRE SERVICES TOTAL</b>	<b>707,140</b>	<b>135,977</b>	<b>843,117</b>	<b>192,800</b>	<b>843,117</b>	<b>0</b>



**SPECIAL FUND EXPENDITURE PROJECTION REPORT**  
**FISCAL YEAR 2019-20**  
**November**

Agency	Fund		{1}	{2}	{3}	{4}	{5}	{6}
			FY 2019-20 BOA Approved	FY 2018-19 Carryover	FY 2019-20 Adjusted Budget 11/30/2019	Expended Encumbered Year to Date 11/30/2019	FY 2019-20 Projected Expenses 6/30/2020	FY 2019-20 Surplus (Deficit) {3} - {5}
<b>301</b>	<b>HEALTH DEPARTMENT</b>							
	2017	COMMUNITY FOUNDATION	33,814	42,675	76,489	39,263	42,675	33,814
	2028	STD CONTROL	116,412	0	116,412	52,744	116,412	0
	2031	MATERNAL & CHILD HEALTH	0	0	0	0	0	0
	2038	STATE HEALTH SUBSIDY	136,687	70,905	207,591	72,984	207,591	0
	2040	COMMUNICABLE DISEASE CONTROL	308,189	275,447	583,636	223,572	583,636	0
	2048	HEALTH DEPT GRANTS	45,636	303	45,939	0	45,939	0
	2062	MISC PRIVATE GRANTS	0	67,582	67,582	40,859	67,582	0
	2070	HUD LEAD BASED PAINT	0	47,239	47,239	12,293	47,239	0
	2084	RYAN WHITE - TITLE I	0	3,604,842	3,604,842	2,205,115	2,403,228	1,201,614
	2096	MISCELLANEOUS GRANTS	0	1,241	1,241	150	1,241	0
	2133	MISC STATE GRANTS	0	10,098	10,098	222	10,098	0
	2136	HUD LEAD PAINT REVOLVING FUND	216,889	92,964	309,853	128,419	309,853	0
	2138	STATE BIOTERRORISM GRANTS	90,035	106,384	196,419	5,667	117,920	78,499
	2160	MUNICIPAL ID PRGORAM	0	4,522	4,522	0	4,522	0
	2161	CHILDREN'S TRUST FUND	244,759	10,206	254,965	90,117	244,759	10,206
	2193	HEALTH MEDICAL BILLING PROGRAM	281,907	45,574	327,481	86,833	281,907	45,574
	2925	COMMUNITY DEVEL BLOCK GRANT	209,675	159,486	369,161	157,678	267,779	101,382
	<b>PUBLIC HEALTH TOTAL</b>		<b>1,684,002</b>	<b>4,539,468</b>	<b>6,223,471</b>	<b>3,115,916</b>	<b>4,752,381</b>	<b>1,471,090</b>
<b>303</b>	<b>ELDERLY SERVICES</b>							
	2300	ORAL CANCER AWARENESS AND PREV	0	348	348	0	0	348
	2925	COMMUNITY DEVEL BLOCK GRANT	32,500	0	32,500	17,200	32,500	0
	<b>ELDERLY SERVICES TOTAL</b>		<b>32,500</b>	<b>348</b>	<b>32,848</b>	<b>17,200</b>	<b>32,500</b>	<b>348</b>
<b>304</b>	<b>YOUTH SERVICES</b>							
	2035	YOUTH SERVICES BUREAU	226,396	24,058	250,454	68,767	250,454	0
	2050	ECONOMIC DEV. REVOLVING FUND	0	13,348	13,348	0	13,348	0
	2096	MISCELLANEOUS GRANTS	200,000	44,090	244,090	27,786	244,090	0
	2133	MISC STATE GRANTS	375,000	147,839	522,839	163,713	522,839	0
	2153	MAYORS YOUTH INITIATIVE	329,056	247,066	576,122	136,200	576,122	0
	2159	STREET OUTREACH WORKER PROGRAM	150,000	18,846	168,846	25,000	168,846	0
	2198	NEWHALLVILLE SAFE NEIGHBORHOOD INI	0	195,235	195,235	182,948	195,235	0
	2304	YOUTH AT WORK	597,293	26,641	623,934	623,934	623,934	0
	2925	COMMUNITY DEVEL BLOCK GRANT	250,838	2,559	253,397	207,838	253,397	0
	<b>YOUTH SERVICES TOTAL</b>		<b>2,128,583</b>	<b>719,681</b>	<b>2,848,264</b>	<b>1,436,186</b>	<b>2,848,264</b>	<b>0</b>
<b>308</b>	<b>COMMUNITY SERVICES ADMINISTRATION</b>							
	2020	FOOD STAMP EMPLOYMNT & TRAINING	0	46,080	46,080	258	46,080	0
	2062	MISC PRIVATE GRANTS	250,000	67,724	317,724	109,691	317,724	0
	2063	MISC FEDERAL GRANTS	0	61,699	61,699	0	61,699	0
	2065	EMERGENCY SOLUTIONS GRANT HUD	344,146	22,670	366,816	321,385	366,816	0
	2066	INNO. HOMELESS INITIATIVE	0	19,366	19,366	0	19,366	0
	2073	HOUSING OPP FOR PERSONS WITH	1,138,798	0	1,138,798	681,109	1,138,798	0
	2095	SAGA SUPPORT SERVICES FUND	0	212,812	212,812	36,659	50,000	162,812
	2160	MUNICIPAL ID PRGORAM	1,500	79,533	81,033	0	0	81,033
	2133	MISC STATE GRANTS	101,512	11,310	112,822	0	112,822	0
	2301	SECOND CHANCE GRANT	0	70,480	70,480	53,350	70,480	0
	2925	COMMUNITY DEVEL BLOCK GRANT	427,306	2,622	429,928	324,659	427,306	2,622
	<b>COMMUNITY SERVICES ADMIN TOTAL</b>		<b>2,263,262</b>	<b>594,296</b>	<b>2,857,558</b>	<b>1,527,111</b>	<b>2,611,091</b>	<b>246,468</b>
<b>502</b>	<b>ENGINEERING</b>							
	2133	MISC STATE GRANTS	0	933,673	933,673	7,880	933,672	0
	2191	UI STREET LIGHT INCENTIVE	0	129,603	129,603	0	129,603	0
	2195	DIXWELL Q HOUSE ST BOND FUNDS	0	0	0	0	0	0
	2925	COMMUNITY DEVEL BLOCK GRANT	0	41,424	41,424	0	41,424	0
	2927	CDBG-DISASTER RECOVERY	0	6,508	6,508	0	6,508	0
	<b>ENGINEERING TOTAL</b>		<b>0</b>	<b>1,111,207</b>	<b>1,111,207</b>	<b>7,880</b>	<b>1,111,206</b>	<b>0</b>

**SPECIAL FUND EXPENDITURE PROJECTION REPORT**  
**FISCAL YEAR 2019-20**  
**November**

Agency	Fund		{1}	{2}	{3}	{4}	{5}	{6}
			FY 2019-20 BOA Approved	FY 2018-19 Carryover	FY 2019-20 Adjusted Budget 11/30/2019	Expended Encumbered Year to Date 11/30/2019	FY 2019-20 Projected Expenses 6/30/2020	FY 2019-20 Surplus (Deficit) {3} - {5}
<b>702</b>	<b>CITY PLAN</b>							
	2013	BROADWAY CONSTRUCTION PROGRAM	0	0	0	0	0	0
	2062	MISC PRIVATE GRANTS	0	34,138	34,138	0	34,138	0
	2096	MISCELLANEOUS GRANTS	0	23,393	23,393	23,393	23,393	0
	2110	FARMINGTON CANAL LINE	6,871,200	0	6,871,200	986,227	986,227	5,884,973
	2133	MISC STATE GRANTS	0	310,371	310,371	109,531	310,371	0
	2140	LONG WHARF PARCELS G AND H	0	46,970	46,970	23,711	46,970	0
	2179	RT 34 RECONSTRUCTION	0	1,297,206	1,297,206	607,104	1,297,206	0
	2185	BOATHOUSE AT CANAL DOCK	0	802,326	802,326	250,824	802,326	0
	2189	RT 34 DOWNTOWN CROSSING	0	19,831,564	19,831,564	7,389,690	19,831,564	0
	2925	COMMUNITY DEVEL BLOCK GRANT	112,513	0	112,513	5,409	112,513	0
		<b>CITY PLAN TOTAL</b>	<b>6,983,713</b>	<b>22,345,968</b>	<b>29,329,681</b>	<b>9,395,887</b>	<b>23,444,708</b>	<b>5,884,973</b>
<b>705</b>	<b>COMM. ON EQUAL OPPORTUNITIES</b>							
	2042	CEO SCHOOL CONSTRUCTION PROG	0	17,665	17,665	2,741	5,000	12,665
	2178	CONSTRUCTION WORKFORCE INIT	0	34,635	34,635	0	0	34,635
		<b>EQUAL OPPORTUNITIES TOTAL</b>	<b>0</b>	<b>52,299</b>	<b>52,299</b>	<b>2,741</b>	<b>5,000</b>	<b>47,299</b>
<b>721</b>	<b>BUILDING INSPECTION AND ENFORCEMENT</b>							
	2303	SPECIAL VENDING DISTRICT FEES	101,042	219,274	320,316	50,405	294,421	25,895
		<b>PERSONS WITH DISABILITIES TOTAL</b>	<b>101,042</b>	<b>219,274</b>	<b>320,316</b>	<b>50,405</b>	<b>294,421</b>	<b>25,895</b>
<b>724</b>	<b>ECONOMIC DEVELOPMENT</b>							
	2050	ECONOMIC DEV. REVOLVING FUND	0	60,654	60,654	0	60,654	0
	2062	MISC PRIVATE GRANTS	0	60,130	60,130	0	60,130	0
	2064	RIVER STREET MUNICIPAL DEV PRJ	0	72,957	72,957	72,957	72,957	0
	2133	MISC STATE GRANTS	0	138,361	138,361	7,457	138,361	0
	2139	MID-BLOCK PARKING GARAGE	0	1,040,234	1,040,234	0	1,040,234	0
	2155	ECONOMIC DEVELOPMENT MISC REV	54,906	333,721	388,627	183,385	300,000	88,627
	2165	YNHH HOUSING & ECO DEVELOP	0	861,769	861,769	35,505	400,000	461,769
	2177	SMALL & MINORITY BUSINESS DEV	57,488	0	57,488	14,251	57,488	0
	2181	US EPA BROWNFIELDS CLEAN-UP	0	1,033,899	1,033,899	851,336	1,033,885	15
	2189	RT 34 DOWNTOWN CROSSING	0	22,118,709	22,118,709	14,462,013	22,118,709	0
	2194	SMALL BUSINESS INITIATIVE	0	67,094	67,094	21,362	67,094	0
	2925	COMMUNITY DEVEL BLOCK GRANT	125,000	215,491	340,491	62,703	273,035	67,456
	2927	CDBG-DISASTER RECOVERY	0	131,282	131,282	0	131,282	0
		<b>ECONOMIC DEVELOPMENT TOTAL</b>	<b>237,394</b>	<b>26,134,302</b>	<b>26,371,696</b>	<b>15,710,969</b>	<b>25,753,828</b>	<b>617,868</b>
<b>747</b>	<b>LIVABLE CITY INITIATIVE</b>							
	2024	HOUSING AUTHORITY	231,010	166,502	397,512	113,847	397,512	0
	2050	ECONOMIC DEV. REVOLVING FUND	0	1,920,065	1,920,065	0	1,920,065	0
	2060	INFILL UDAG LOAN REPAYMENT	64,240	46,705	110,945	6,258	110,945	0
	2069	HOME - HUD	1,246,287	2,649,938	3,896,225	779,388	3,337,535	558,691
	2070	HUD LEAD BASED PAINT	0	250,294	250,294	61,445	250,294	0
	2092	URBAN ACT	0	5,502	5,502	0	0	5,502
	2094	PROPERTY MANAGEMENT	190,000	424,072	614,072	385,109	425,000	189,072
	2148	RESIDENTIAL RENTAL LICENSES	387,142	0	387,142	136,385	387,142	0
	2151	HOUSING DEVELOPMENT FUND	662,536	91,637	754,172	276,757	754,172	0
	2165	YNHH HOUSING & ECO DEVELOP	0	383,225	383,225	0	383,225	0
	2170	LCI AFFORDABLE HOUSING CONST	0	0	0	0	0	0
	2182	HUD CHALLENGE GRANT	0	325	325	0	325	0
	2197	NEIGHBORHOOD COMMUNITY DEVEL	2,048,463	0	2,048,463	456,710	2,048,463	0
	2199	NEIGHBORHOOD RENEWAL PROGRAM	0	2,684,841	2,684,841	2,459,841	2,684,841	0
	2305	NEIGHBORHOOD COMM IMPROV FUND	0	166,667	166,667	0	166,667	0
	2925	COMMUNITY DEVEL BLOCK GRANT	2,619,510	3,043,051	5,662,561	341,277	4,108,192	1,554,369
	2927	CDBG-DISASTER RECOVERY	0	2,435,333	2,435,333	1,391,680	2,435,333	0
		<b>LIVABLE CITY INITIATIVE TOTAL</b>	<b>7,449,187</b>	<b>14,268,158</b>	<b>21,717,345</b>	<b>6,408,698</b>	<b>19,409,711</b>	<b>2,307,634</b>
		<b>GENERAL GOVERNMENT SUB TOTAL</b>	<b>25,752,839</b>	<b>73,507,171</b>	<b>99,260,010</b>	<b>39,968,960</b>	<b>87,601,021</b>	<b>11,658,989</b>

**SPECIAL FUND EXPENDITURE PROJECTION REPORT**  
**FISCAL YEAR 2019-20**  
**November**

Agency	Fund		{1}	{2}	{3}	{4}	{5}	{6}
			FY 2019-20 BOA Approved	FY 2018-19 Carryover	FY 2019-20 Adjusted Budget 11/30/2019	Expended Encumbered Year to Date 11/30/2019	FY 2019-20 Projected Expenses 6/30/2020	FY 2019-20 Surplus (Deficit) {3} - {5}
<b>900</b>	<b>EDUCATION</b>							
	2090	CHILD DEVELOPMENT PROGRAM BOE	1,248,213	0	1,248,213	1,248,213	1,248,213	0
	2500	ED LAW ENFORCEMENT RESIST TRAF	1,117,660	0	1,117,660	348,748	1,117,660	0
	2501	TITLE 1 FEDERAL	68,069	0	68,069	350	68,069	0
	2503	ED ADULT BASIC CASH	2,997,918	0	2,997,918	1,287,371	2,997,918	0
	2504	PRESCHOOL HANDICAPPED	7,492,744	0	7,492,744	3,067,686	7,492,744	0
	2505	VOC. ED. REVOLVING FUND	376,780	0	376,780	221,223	376,780	0
	2508	MODEL LEARN. DISABILITES	483,007	0	483,007	2,273	483,007	0
	2511	INTEGRATED ARTS CURRICULUM	539,771	0	539,771	413,916	539,771	0
	2512	LEE H.S. PARENTING	1,506,622	0	1,506,622	1,108,562	1,506,622	0
	2517	MAGNET SCHOOLS ASSISTANCE	7,217,112	0	7,217,112	2,069,565	7,217,112	0
	2518	STATE BILINGUAL ED	298,327	0	298,327	247,023	298,327	0
	2519	CAREER EXPLORATION	0	0	0	0	0	0
	2521	EDUCATION FOOD SERVICES	14,868,000	0	14,868,000	12,690,801	14,868,000	0
	2523	EXTENDED DAY KINDERGARTEN	8,944,030	0	8,944,030	7,554,918	8,944,030	0
	2528	PRIVATE FOUNDATION GRTS	223,747	0	223,747	212,003	223,747	0
	2531	EDUCATION CHAPTER I	4,453,771	0	4,453,771	3,407,710	4,453,771	0
	2532	EDUCATION HEAD START	5,743,588	0	5,743,588	1,607,173	5,743,588	0
	2534	MEDICAID REIMBURSEMENT	261,993	0	261,993	141,576	261,993	0
	2538	MISC. EDUCATION GRANTS	10,409	0	10,409	6,819	10,409	0
	2546	SCHOOL IMPROVEMENTS	808,752	0	808,752	407,238	808,752	0
	2547	EDUCATION JOBS FUND	1,641,046	0	1,641,046	1,641,046	1,641,046	0
	2568	ED HEAD START - USDA	248,792	0	248,792	136,652	248,792	0
	2579	84-85 PRIORITY SCHOOLS	591,374	0	591,374	591,374	591,374	0
	2580	JOBS FOR CT YOUTH	6,385	0	6,385	0	6,385	0
		<b>EDUCATION SUB-TOTAL</b>	<b>61,148,110</b>	<b>0</b>	<b>61,148,110</b>	<b>38,412,240</b>	<b>61,148,110</b>	<b>0</b>
		<b>GRAND TOTALS</b>	<b>86,900,949</b>	<b>73,507,171</b>	<b>160,408,120</b>	<b>78,381,200</b>	<b>148,749,131</b>	<b>11,658,989</b>

**SPECIAL FUND REVENUE PROJECTION REPORT**  
**FISCAL YEAR 2019-20**  
**November**

Fund	Fund Description	{1} FY 2019-20 BOA Approved	{2} FY 2018-19 Carryover	{3} FY 2019-20 Adjusted Budget 11/30/2019	{4} FY 2019-20 Revenue 11/30/2019	{5} FY 2019-20 Projected Revenue 6/30/2020	{6} Variance Projected v. Budget {3} - {5}
2013	BROADWAY CONSTRUCTION PROGRAM	0	0	0	0	0	0
2017	COMMUNITY FOUNDATION	33,814	42,675	76,489	0	42,675	33,814
2020	FOOD STAMP EMPLOYMNT & TRAINING	0	46,080	46,080	0	46,080	0
2024	HOUSING AUTHORITY	231,010	166,502	397,512	108,956	397,512	0
2028	STD CONTROL	116,412	0	116,412	0	116,412	0
2029	EMERGENCY MANAGEMENT	67,830	41,461	109,291	0	84,154	25,137
2031	MATERNAL & CHILD HEALTH	0	0	0	0	0	0
2034	CONTROLLER'S REVOLVING FUND	5,000	0	5,000	0	5,000	0
2035	YOUTH SERVICES BUREAU	226,396	24,058	250,454	25,306	250,454	0
2038	STATE HEALTH SUBSIDY	136,687	70,905	207,591	0	207,591	0
2040	COMMUNICABLE DISEASE CONTROL	308,189	275,447	583,636	63,602	583,636	0
2042	CEO SCHOOL CONSTRUCTION PROG	0	17,665	17,665	0	5,000	12,665
2044	LIGHTHOUSE CAROUSEL EVENT FUND	369,354	296,278	665,632	109,225	528,166	137,466
2048	HEALTH DEPT GRANTS	45,636	303	45,939	0	45,939	0
2050	ECONOMIC DEV. REVOLVING FUND	0	1,994,066	1,994,066	0	1,994,066	0
2060	INFILL UDAG LOAN REPAYMENT	64,240	46,705	110,945	64,819	110,945	0
2062	MISC PRIVATE GRANTS	300,000	236,359	536,359	150,000	536,359	0
2063	MISC FEDERAL GRANTS	549,786	210,211	759,997	20,258	759,997	0
2064	RIVER STREET MUNICIPAL DEV PRJ	0	72,957	72,957	0	72,957	0
2065	EMERGENCY SOLUTIONS GRANT HUD	344,146	22,670	366,816	0	366,816	0
2066	INNO. HOMELESS INITIATIVE	0	19,366	19,366	0	19,366	0
2069	HOME - HUD	1,246,287	2,649,938	3,896,225	149,759	3,337,535	558,691
2070	HUD LEAD BASED PAINT	0	297,533	297,533	23,667	297,533	0
2073	HOUSING OPP FOR PERSONS WITH	1,138,798	0	1,138,798	0	1,138,798	0
2080	LEAD POISONING PREVENTION	0	0	0	0	0	0
2084	RYAN WHITE - TITLE I	0	3,604,842	3,604,842	1,444,762	2,403,228	1,201,614
2085	THE HUMANE COMMISSION	0	532	532	263	532	0
2090	CHILD DEVELOPMENT PROGRAM BOE	1,248,213	0	1,248,213	616,470	1,248,213	0
2092	URBAN ACT	0	5,502	5,502	18	18	5,484
2094	PROPERTY MANAGEMENT	190,000	424,072	614,072	135,819	425,000	189,072
2095	SAGA SUPPORT SERVICES FUND	0	212,812	212,812	704	50,000	162,812
2096	MISCELLANEOUS GRANTS	748,504	264,402	1,012,907	0	859,826	153,081
2100	PARKS SPECIAL RECREATION ACCT	970,600	354,017	1,324,617	97,819	999,380	325,237
2108	FIRE APPLICATION FEES	157,354	35,446	192,800	41,500	192,800	0
2110	FARMINGTON CANAL LINE	6,871,200	0	6,871,200	0	986,227	5,884,973
2133	MISC STATE GRANTS	666,547	1,664,896	2,331,443	260,176	2,141,407	190,036
2134	POLICE APPLICATION FEES	30,000	8,811	38,811	750	38,811	0
2136	HUD LEAD PAINT REVOLVING FUND	216,889	92,964	309,853	20,414	309,853	0
2138	STATE BIOTERRORISM GRANTS	90,035	106,384	196,419	0	117,920	78,499
2139	MID-BLOCK PARKING GARAGE	0	1,040,234	1,040,234	0	1,040,234	0
2140	LONG WHARF PARCELS G AND H	0	46,970	46,970	0	46,970	0
2143	CONTROLLERS SPECIAL FUND	433,755	58,500	492,255	180,767	352,251	140,004
2148	RESIDENTIAL RENTAL LICENSES	387,142	0	387,142	41,049	387,142	0
2150	HOMELAND SECURITY GRANTS	0	289,538	289,538	149,168	289,538	0
2151	HOUSING DEVELOPMENT FUND	662,536	91,637	754,172	754,172	754,172	0
2152	DEMOCRACY FUND	0	166,786	166,786	0	114,201	52,585
2153	MAYORS YOUTH INITIATIVE	329,056	247,066	576,122	439,056	576,122	0
2155	ECONOMIC DEVELOPMENT MISC REV	54,906	333,721	388,627	73,708	300,000	88,627
2159	STREET OUTREACH WORKER PROGRAM	150,000	18,846	168,846	165,000	168,846	0

**SPECIAL FUND REVENUE PROJECTION REPORT**  
**FISCAL YEAR 2019-20**  
**November**

Fund	Fund Description	{1} FY 2019-20 BOA Approved	{2} FY 2018-19 Carryover	{3} FY 2019-20 Adjusted Budget 11/30/2019	{4} FY 2019-20 Reveune 11/30/2019	{5} FY 2019-20 Projected Revenue 6/30/2020	{6} Variance Projected v. Budget {3} - {5}
2160	MUNICIPAL ID PRGORAM	1,500	84,055	85,555	2,462	4,522	81,033
2161	CHILDREN'S TRUST FUND	244,759	10,206	254,965	51,381	244,759	10,206
2165	YNHH HOUSING & ECO DEVELOP	0	1,244,995	1,244,995	0	783,225	461,769
2170	LCI AFFORDABLE HOUSING CONST	0	0	0	0	0	0
2173	PRISON REENTRY PROGRAM	0	1,240	1,240	0	0	1,240
2174	ENERGY EFFICIENCY BLOCK GRANT	0	2,532	2,532	0	2,532	0
2177	SMALL & MINORITY BUSINESS DEV	57,488	0	57,488	0	57,488	0
2178	CONSTRUCTION WORKFORCE INIT	0	34,635	34,635	0	0	34,635
2179	RT 34 RECONSTRUCTION	0	1,297,206	1,297,206	0	1,297,206	0
2180	PSEG	0	106,819	106,819	363	106,819	0
2181	US EPA BROWNFIELDS CLEAN-UP	0	1,033,899	1,033,899	0	1,033,885	15
2182	HUD CHALLENGE GRANT	0	325	325	0	325	0
2185	BOATHOUSE AT CANAL DOCK	0	802,326	802,326	139,086	802,326	0
2189	RT 34 DOWNTOWN CROSSING	0	41,950,273	41,950,273	1,390,455	41,950,273	0
2191	UI STREET LIGHT INCENTIVE	0	129,603	129,603	0	129,603	0
2192	LEGISLATIVE/DEVELOPMENT&POLICY	0	3,500	3,500	0	0	3,500
2193	HEALTH MEDICAL BILLING PROGRAM	281,907	45,574	327,481	25,010	281,907	45,574
2194	SMALL BUSINESS INITIATIVE	0	67,094	67,094	0	67,094	0
2195	DIXWELL Q HOUSE ST BOND FUNDS	0	0	0	0	0	0
2197	NEIGHBORHOOD COMMUNITY DEVEL	2,048,463	0	2,048,463	200,000	2,048,463	0
2198	BYRNE CRIMINAL JUSTICE INNOV	0	195,235	195,235	0	195,235	0
2199	NEIGHBORHOOD RENEWAL PROGRAM	0	2,684,841	2,684,841	0	2,684,841	0
2213	ANIMAL SHELTER	14,000	71,819	85,819	26,488	85,819	0
2214	POLICE N.H. REGIONAL PROJECT	279,500	25,870	305,370	279,500	305,370	0
2216	POLICE YOUTH ACTIVITIES	0	6,541	6,541	0	6,541	0
2217	POLICE EQUIPMENT FUND	3,000	23,708	26,708	1,531	26,708	0
2218	POLICE FORFEITED PROP FUND	99,438	54,690	154,128	154,128	154,128	0
2220	REGIONAL COMMUNICATIONS	548,701	60,859	609,560	257,808	609,560	0
2224	MISC POLICE DEPT GRANTS	0	3,609	3,609	0	3,609	0
2225	MISC POLICE DEPT FEDERAL GRANT	0	157,522	157,522	0	157,522	0
2227	JUSTICE ASSISTANCE GRANT PROG	0	190,549	190,549	160,101	190,549	0
2281	STATE FORFEITURE FUND	70,000	405	70,405	4,629	70,405	0
2300	ORAL CANCER AWARENESS AND PREV	0	348	348	0	0	348
2301	SECOND CHANCE GRANT	0	70,480	70,480	0	70,480	0
2303	SPECIAL VENDING DISTRICT FEES	101,042	219,274	320,316	29,345	294,421	25,895
2304	YOUTH AT WORK	597,293	26,641	623,934	623,934	623,934	0
2305	NEIGHBORHOOD COMM IMPROV FUND	0	166,667	166,667	0	166,667	0
2306	BODY CAMERAS	0	0	0	0	0	0
2307	RESERVE FOR LITIGATION	0	1,000,000	1,000,000	0	1,000,000	0
2500	ED LAW ENFORCEMENT RESIST TRAF	1,117,660	0	1,117,660	348,748	1,117,660	0
2501	TITLE 1 FEDERAL	68,069	0	68,069	0	68,069	0
2503	ED ADULT BASIC CASH	2,997,918	0	2,997,918	1,888,356	2,997,918	0
2504	PRESCHOOL HANDICAPPED	7,492,744	0	7,492,744	879,061	7,492,744	0
2505	VOC. ED. REVOLVING FUND	376,780	0	376,780	0	376,780	0
2508	MODEL LEARN. DISABILITES	483,007	0	483,007	0	483,007	0
2511	INTEGRATED ARTS CURRICULUM	539,771	0	539,771	314,842	539,771	0
2512	LEE H.S. PARENTING	1,506,622	0	1,506,622	397,171	1,506,622	0
2517	MAGNET SCHOOLS ASSISTANCE	7,217,112	0	7,217,112	955,515	7,217,112	0
2518	STATE BILINGUAL ED	298,327	0	298,327	50,663	298,327	0
2519	CAREER EXPLORATION	0	0	0	0	0	0

**SPECIAL FUND REVENUE PROJECTION REPORT**  
**FISCAL YEAR 2019-20**  
**November**

Fund	Fund Description	{1} FY 2019-20 BOA Approved	{2} FY 2018-19 Carryover	{3} FY 2019-20 Adjusted Budget 11/30/2019	{4} FY 2019-20 Reveune 11/30/2019	{5} FY 2019-20 Projected Revenue 6/30/2020	{6} Variance Projected v. Budget {3} - {5}
2521	EDUCATION FOOD SERVICES	14,868,000	0	14,868,000	5,303,480	14,868,000	0
2523	EXTENDED DAY KINDERGARTEN	8,944,030	0	8,944,030	2,494,436	8,944,030	0
2528	PRIVATE FOUNDATION GRTS	223,747	0	223,747	53,809	223,747	0
2531	EDUCATION CHAPTER I	4,453,771	0	4,453,771	2,831,344	4,453,771	0
2532	EDUCATION HEAD START	5,743,588	0	5,743,588	1,533,051	5,743,588	0
2534	MEDICAID REIMBURSEMENT	261,993	0	261,993	10,761	261,993	0
2538	MISC. EDUCATION GRANTS	10,409	0	10,409	0	10,409	0
2546	SCHOOL IMPROVEMENTS	808,752	0	808,752	87,714	808,752	0
2547	EDUCATION JOBS FUND	1,641,046	0	1,641,046	0	1,641,046	0
2549	CHARTER SCHOOLS	0	0	0	0	0	0
2568	ED HEAD START - USDA	248,792	0	248,792	41,726	248,792	0
2579	84-85 PRIORITY SCHOOLS	591,374	0	591,374	57,219	591,374	0
2580	JOBS FOR CT YOUTH	6,385	0	6,385	0	6,385	0
2925	COMMUNITY DEVEL BLOCK GRANT	4,263,640	3,561,548	7,825,188	376,173	6,099,358	1,725,830
2927	CDBG-DISASTER RECOVERY	0	2,573,122	2,573,122	287,897	2,573,122	0
<b>TOTAL</b>		<b>86,900,949</b>	<b>73,507,171</b>	<b>160,408,120</b>	<b>26,395,394</b>	<b>148,778,277</b>	<b>11,629,843</b>

**FY 2019-2020 CAPITAL PROJECT REPORT  
MONTH ENDING; NOVEMBER 2019**

The City of New Haven, BOA approved budget for FY 2019-20 includes a Two-Year capital borrowing plan. The overall amount approved is \$70,700,000. In the below report, you will notice a column labeled "OMB Hold",. The OMB Hold column are the funds the Office of Management and Budget are reserving until July 1, 2020. **Revised Budget is due to re-designations of previous capital funds added to fiscal year 2020 as approved by the Board of Alders.**

<i>AGENCY</i>	<i>PROJECT DESCRIPTION</i>	<i>ORIGINAL BUDGET</i>	<i>REVISED BUDGET</i>	<i>OMB HOLD FOR FY 2021</i>	<i>AVAILABLE BUDGET FY 2020</i>	<i>YTD EXPENSES + OPEN PO'S</i>	<i>PROJECTED EXPENDITURES AS OF JUNE 30, 2020</i>
CAO / M&B	ROLLING STOCK	6,400,000	6,474,062	3,200,000	3,274,062	468,255	3,274,062
OFFICE OF TECHNOLOGY	INFO. TECHNOLOGY SOFTWARE	200,000	200,000	100,000	100,000	59,576	100,000
OFFICE OF TECHNOLOGY	INFORMATION TECHNOLOGY NETWORK	200,000	200,000	100,000	100,000	0	100,000
OFFICE OF TECHNOLOGY	INFO. TECHNOLOGY INITIATIVES	2,800,000	2,800,000	1,284,873	1,515,127	741,348	1,515,127
OFFICE OF TECHNOLOGY	POLICE TECHNOLOGY	200,000	200,000	100,000	100,000	45,132	100,000
OFFICE OF TECHNOLOGY	FIRE TECHNOLOGY	200,000	200,000	100,000	100,000	1,118	100,000
OFFICE OF TECHNOLOGY	IT FACILITY RENOVATION	300,000	300,000	150,000	150,000	0	150,000
OFFICE OF TECHNOLOGY	CITY-WIDE DIGITIZATION	200,000	200,000	100,000	100,000	0	100,000
OFFICE OF TECHNOLOGY	LIBRARY TECHNOLOGY & COMMUNICA	400,000	400,000	200,000	200,000	773	200,000
OFFICE OF TECHNOLOGY	TT&P COMMUNICATIONS & IT EQUIPM	400,000	400,000	200,000	200,000	0	200,000
PUBLIC LIBRARY	LIBRARY IMPROVEMENTS	1,200,000	1,200,000	537,797	662,204	359,127	662,204
PARKS DEPARTMENT	INFRASTRUCTURE IMPROVEMENTS	1,400,000	1,400,000	554,075	845,926	283,541	845,926
PARKS DEPARTMENT	GENERAL PARK IMPROVEMENTS	950,000	950,000	475,000	475,000	21,184	475,000
PARKS DEPARTMENT	LIGHTHOUSE PARK MASTER IMPROVE	1,700,000	1,700,000	850,000	850,000	0	850,000
PARKS DEPARTMENT	TREES	1,500,000	1,500,000	659,082	840,918	740,648	840,918
PARKS DEPARTMENT	CITY PARK LIGHTING	100,000	100,000	50,000	50,000	0	50,000
POLICE SERVICE	POLICE RADIOS	1,800,000	1,800,000	900,000	900,000	1,172,566	900,000
POLICE SERVICE	POLICE EQUIPMENT	750,000	750,000	375,000	375,000	18,876	375,000
POLICE SERVICE	POLICE BODY CAMERAS	50,000	50,000	25,000	25,000	0	25,000
POLICE SERVICE	ANIMAL SHELTER, GARAGE&SUBSTAT	150,000	150,000	75,000	75,000	0	75,000

**FY 2019-2020 CAPITAL PROJECT REPORT  
MONTH ENDING; NOVEMBER 2019**

The City of New Haven, BOA approved budget for FY 2019-20 includes a Two-Year capital borrowing plan. The overall amount approved is \$70,700,000. In the below report, you will notice a column labeled "OMB Hold",. The OMB Hold column are the funds the Office of Management and Budget are reserving until July 1, 2020. **Revised Budget is due to re-designations of previous capital funds added to fiscal year 2020 as approved by the Board of Alders.**

<i>AGENCY</i>	<i>PROJECT DESCRIPTION</i>	<i>ORIGINAL BUDGET</i>	<i>REVISED BUDGET</i>	<i>OMB HOLD FOR FY 2021</i>	<i>AVAILABLE BUDGET FY 2020</i>	<i>YTD EXPENSES + OPEN PO'S</i>	<i>PROJECTED EXPENDITURES AS OF JUNE 30, 2020</i>
POLICE SERVICE	POLICE GARAGE REPAIR	0	205,978	0	205,978	0	205,978
FIRE SERVICE	FIRE FIGHTER PROTECTIVE EQUIPM	450,000	450,000	225,000	225,000	0	225,000
FIRE SERVICE	RESCUE & SAFETY EQUIPMENT	275,000	275,000	137,500	137,500	0	137,500
FIRE SERVICE	EMERGENCY MEDICAL EQUIPMENT	200,000	200,000	100,000	100,000	0	100,000
FIRE SERVICE	FIRE EQUIPMENT LIFT	200,000	200,000	100,000	100,000	72,854	100,000
PUBLIC WORKS	BRIDGES UPGRADES & REHABILITAT	450,000	450,000	225,000	225,000	74,618	225,000
PUBLIC WORKS	FACILITY REPAIR	1,000,000	1,000,000	500,000	500,000	4,560	500,000
PUBLIC WORKS	SIDEWALK CONSTRUCTION & REHABI PAVEMENT	500,000	500,000	250,000	250,000	0	250,000
PUBLIC WORKS	MANAGEMENT & INSTRUCT	4,000,000	4,000,000	2,000,000	2,000,000	768,997	2,000,000
PUBLIC WORKS	REFUSE & RECYCLING	400,000	400,000	200,000	200,000	0	200,000
PUBLIC WORKS	ENVIRONMENT MITIGATION	150,000	150,000	75,000	75,000	73,125	75,000
ENGINEERING	STREET RECONSTRUCTION	1,600,000	1,600,000	637,539	962,461	330,466	962,461
ENGINEERING	SIDEWALK RECONSTRUCTION	6,450,000	6,450,000	2,978,058	3,471,943	497,896	3,471,943
ENGINEERING	BRIDGES	1,700,000	1,700,000	808,289	891,712	83,423	891,712
ENGINEERING	STREET LIGHTS	125,000	125,000	62,500	62,500	0	62,500
ENGINEERING	FACILITY REHABILITATION/REP AIR	1,600,000	1,600,000	695,833	904,168	441,882	904,168
ENGINEERING	GOVERNMENT CENTER	500,000	500,000	250,000	250,000	487	250,000
ENGINEERING	GENERAL STORM	700,000	700,000	249,887	450,114	200,227	450,114
ENGINEERING	FLOOD AND EROSION	900,000	900,000	381,917	518,084	136,167	518,084
ENGINEERING	GOFFE STREET ARMORY	200,000	200,000	44,904	155,096	110,192	155,096



**FY 2019-2020 CAPITAL PROJECT REPORT  
MONTH ENDING; NOVEMBER 2019**

The City of New Haven, BOA approved budget for FY 2019-20 includes a Two-Year capital borrowing plan. The overall amount approved is \$70,700,000. In the below report, you will notice a column labeled "OMB Hold",. The OMB Hold column are the funds the Office of Management and Budget are reserving until July 1, 2020. **Revised Budget is due to re-designations of previous capital funds added to fiscal year 2020 as approved by the Board of Alders.**

<i>AGENCY</i>	<i>PROJECT DESCRIPTION</i>	<i>ORIGINAL BUDGET</i>	<i>REVISED BUDGET</i>	<i>OMB HOLD FOR FY 2021</i>	<i>AVAILABLE BUDGET FY 2020</i>	<i>YTD EXPENSES + OPEN PO'S</i>	<i>PROJECTED EXPENDITURES AS OF JUNE 30, 2020</i>
CITY PLAN	COASTAL AREA IMPROVEMENTS	900,000	900,000	371,047	528,953	157,906	528,953
CITY PLAN	ON-CALL PLANNING	275,000	275,000	137,500	137,500	0	137,500
CITY PLAN	ROUTE 34 EAST	125,000	125,000	62,500	62,500	0	62,500
CITY PLAN	WAY FINDING SIGN SYSTEM	50,000	50,000	25,000	25,000	0	25,000
CITY PLAN	FARMINGTON CANAL GREEWAY	150,000	150,000	75,000	75,000	0	75,000
TWEED/N H AIRPORT	TWEED NEW HAVEN AIRPORT	1,700,000	1,700,000	850,000	850,000	120,011	850,000
TRAFFIC & PARKING	TRAFFIC SIGNAL MAINTENANCE	550,000	550,000	275,000	275,000	0	275,000
TRAFFIC & PARKING	PARKING METER MAINTENANCE	200,000	200,000	100,000	100,000	0	100,000
TRAFFIC & PARKING	TRAFFIC SIGNAL & PAVEMENT MARK	150,000	150,000	75,000	75,000	0	75,000
TRAFFIC & PARKING	TRANSPORTATION ENHANCEMENTS	400,000	400,000	70,261	329,740	315,730	329,740
TRAFFIC & PARKING	PLANNING AND ENGINEERING SERVI	300,000	300,000	150,000	150,000	72,523	150,000
TRAFFIC & PARKING	STREET LIGHT MAINTENANCE	250,000	250,000	125,000	125,000	33,548	125,000
TRAFFIC & PARKING	VISION ZERO PROJECTS	100,000	100,000	50,000	50,000	15,000	50,000
TRAFFIC & PARKING	LOCAL TRANSIT INFRASTRUCTURE I	100,000	100,000	50,000	50,000	0	50,000
TRAFFIC & PARKING	SAFE ROUTES TO SCHOOL	100,000	100,000	50,000	50,000	0	50,000
BLDG INSPEC & ENFORC	DEMOLITION	700,000	700,000	90,019	609,981	519,962	609,981
ECONOMIC DEVELOPMENT	LAND AND BUILDING BANK	700,000	700,000	224,209	475,791	251,582	475,791
ECONOMIC DEVELOPMENT	COMMERCIAL INDUSTRIAL SITE DEV	850,000	850,000	173,419	676,582	503,163	676,582
ECONOMIC DEVELOPMENT	FACADES	600,000	600,000	300,000	300,000	0	300,000
ECONOMIC DEVELOPMENT	PRE CAPITAL FEASIBILTY	150,000	150,000	75,000	75,000	28,241	75,000

**FY 2019-2020 CAPITAL PROJECT REPORT  
MONTH ENDING; NOVEMBER 2019**

The City of New Haven, BOA approved budget for FY 2019-20 includes a Two-Year capital borrowing plan. The overall amount approved is \$70,700,000. In the below report, you will notice a column labeled "OMB Hold",. The OMB Hold column are the funds the Office of Management and Budget are reserving until July 1, 2020. **Revised Budget is due to re-designations of previous capital funds added to fiscal year 2020 as approved by the Board of Alders.**

<i>AGENCY</i>	<i>PROJECT DESCRIPTION</i>	<i>ORIGINAL BUDGET</i>	<i>REVISED BUDGET</i>	<i>OMB HOLD FOR FY 2021</i>	<i>AVAILABLE BUDGET FY 2020</i>	<i>YTD EXPENSES + OPEN PO'S</i>	<i>PROJECTED EXPENDITURES AS OF JUNE 30, 2020</i>
ECONOMIC DEVELOPMENT	SMALL BUSINESS PUBLIC MARKET	200,000	200,000	100,000	100,000	0	100,000
ECONOMIC DEVELOPMENT	COMMUNITY FOOD SYSTEMS HUB	200,000	200,000	100,000	100,000	0	100,000
LIVABLE CTY INITAT	NEIGHBRHD COMMERCIAL PUB.IMPRO	675,000	675,000	60,706	614,295	553,589	614,295
LIVABLE CTY INITAT	NEIGHBORHOOD HOUSING ASSISTANC	1,200,000	1,200,000	127,178	1,072,822	950,594	1,072,822
LIVABLE CTY INITAT	PROPERTY MANAGEMENT	100,000	100,000	50,000	50,000	0	50,000
LIVABLE CTY INITAT	RESIDENTIAL REHABILITATION	650,000	650,000	325,000	325,000	0	325,000
LIVABLE CTY INITAT	HOUSING DEVELOPEMENT	2,000,000	2,100,000	1,000,000	1,100,000	1,075,000	1,100,000
LIVABLE CTY INITAT	PUBLIC IMPROVEMENT	200,000	200,000	100,000	100,000	0	100,000

**FY 2019-2020 CAPITAL PROJECT REPORT  
MONTH ENDING; NOVEMBER 2019**

The City of New Haven, BOA approved budget for FY 2019-20 includes a Two-Year capital borrowing plan. The overall amount approved is \$70,700,000. In the below report, you will notice a column labled "OMB Hold",. The OMB Hold column are the funds the Office of Management and Budget are reserving until July 1, 2020. **Revised Budget is due to re-designations of previous capital funds added to fiscal year 2020 as approved by the Board of Alders.**

<i>AGENCY</i>	<i>PROJECT DESCRIPTION</i>	<i>ORIGINAL BUDGET</i>	<i>REVISED BUDGET</i>	<i>OMB HOLD FOR FY 2021</i>	<i>AVAILABLE BUDGET FY 2020</i>	<i>YTD EXPENSES + OPEN PO'S</i>	<i>PROJECTED EXPENDITURES AS OF JUNE 30, 2020</i>
LIVABLE CTY INITAT	ACQUISITION	950,000	950,000	475,000	475,000	63,437	475,000
LIVABLE CTY INITAT	DOWN PAYMENT AND CLOSING COST	100,000	100,000	50,000	50,000	48,750	50,000
LIVABLE CTY INITAT	EERAP	175,000	175,000	87,500	87,500	0	87,500
EDUCATION	GENERAL IMPROVEMENTS	3,000,000	3,140,806	1,500,000	1,640,806	1,483,772	1,640,806
EDUCATION	LIFE SAFETY	600,000	600,000	300,000	300,000	292,500	300,000
EDUCATION	HVAC REPAIRS & REPLACEMENTS	1,300,000	1,300,000	650,000	650,000	620,000	650,000
EDUCATION	ENERGY PERFORMANCE ENHANCEMENT	2,400,000	2,400,000	1,200,000	1,200,000	265,495	1,200,000
EDUCATION	INFORMATION,TECHNOLOGY & COMPU	2,900,000	2,900,000	1,450,000	1,450,000	0	1,450,000
EDUCATION	CUSTODIAL EQUIPMENT	300,000	300,000	150,000	150,000	140,289	150,000
EDUCATION	INTERIOR AND EXTERIOR PAINTING	350,000	350,000	175,000	175,000	0	175,000
EDUCATION	ASBESTOS ENVIRONMENTAL	200,000	200,000	100,000	100,000	7,394	100,000
EDUCATION	SCHOOL ACCREDITATION	100,000	100,000	50,000	50,000	0	50,000
EDUCATION	FLOOR TILE	150,000	150,000	75,000	75,000	50,000	75,000
EDUCATION	CAFETERIA PROGRAM & EQUIPMENT	200,000	200,000	100,000	100,000	0	100,000
EDUCATION	PROFESSIONAL SERVICES	100,000	100,000	50,000	50,000	26,991	50,000
EDUCATION	PAVING FENCING & SITE IMPROVEM	200,000	200,000	100,000	100,000	0	100,000
EDUCATION	LT MAINTENANCE STEWARDSHIP	1,800,000	1,800,000	900,000	900,000	75,000	900,000
<b>GRAND TOTAL</b>		<b>70,700,000</b>	<b>71,220,846</b>	<b>32,561,588</b>	<b>38,659,258</b>	<b>14,377,511</b>	<b>38,659,258</b>

**SUMMARY OF PERSONNEL  
FISCAL YEAR 2019-2020  
MONTH ENDING; NOVEMBER 2019  
FULL TIME PERSONNEL**

EFF DATE	FUND	AGENCY	JOB TITLE	LAST NAME	FIRST NAME	SALARY	COMMENTS	RESIDENCY
11/18/2019	GF	City Town Clerk	Adminstrative Customer Service Coordinator	Edwards	Aryelle	\$40,802.00		New Haven
11/19/2019	GF	City Town Clerk	Adminstrative Customer Service Coordinator	Iwaszkiewicz	Rebecca	\$40,802.00		Woodbridge
11/25/2019	GF	Fire Dept	Administrative Assistant	Gilliam	Sonya	\$43,085.00		Hamden
11/18/2019	GF	Parks Department	Laborer	Kemp	William	\$50,681.00		New Haven
11/18/2019	GF	Transportation Traffic & Parking	Meter Checker	Ketchum	Roy	\$51,433.00		New Haven
11/18/2019	SF	Library	Library Technology Supervisor	Billings	Anthony	\$65,580.00		Hamden
11/25/2019	GF	City Plan Community Services Administration	Planner II	Vardi	Maya	\$66,370.00		New Haven
12/2/2019	GF	Human Resources	Executive Administrative Assistant	Sullo	Debra	\$51,648.00		New Haven
11/25/2019	GF	Human Resources	Adminstrative Assistant	O'Grady	Heather	\$43,085.00		Northford
12/2/2019	GF	Police	Police Mechanic	Donegan	James	\$63,754.00		East Haven
12/11/2019	GF	Health	Public Health Nurse	Murrell	LeShawna	\$45,501.00		New Haven
12/9/2019	GF	Public Works Registrar of Voters	Refuse Laborer	Maturo	Andrew	\$54,729.00		New Haven
12/9/2019	GF	Public Works Registrar of Voters	Deputy Registrar of Voter/ Voter Statistician.	Weiss	Jeffrey	\$47,685.00		New Haven
12/14/2019	GF	Police	Police Officer 2nd	Arnone	Thomas	\$57,358.00		
12/14/2019	GF	Police	Police Officer 2nd	Cari	Nikko	\$57,358.00		
12/14/2019	GF	Police	Police Officer 2nd	McKernan	Ashley	\$57,358.00		
12/14/2019	GF	Police	Police Officer 2nd	Wright	Jacob	\$57,358.00		

**PART-TIME PERSONNEL**

EFF DATE	FUND	AGENCY	JOB TITLE	LAST NAME	FIRST NAME	SALARY	COMMENTS	RESIDENCY
11/18/2019	GF	Library	PT Library Aide	Boyd	Jason	\$14.00		New Haven
11/15/2019	GF	Parks Department	Program Aide	Claxton	Geary	\$11.00		
11/15/2019	GF	Parks Department	Program Aide	Moore	Bobby	\$11.00		
11/18/2019	GF	Transportation Traffic & Parking	School / Safety Crossing Guard	Suggs	Penelope	\$11.80		New Haven
12/2/2019	GF	Library	Student Intern	Muley	Ahmire	\$11.75		New Haven
11/22/2019	GF	Parks Department	Program Aide	Delima	Katelyn	\$11.00		
12/9/2019	GF	Public Works	Seasonal PW Laborer	Batchelor	Kevin	\$15.85		New Haven
1/21/2020	GF	City Plan	Student Intern	Briscoe	Lesley-Ann	\$12.00		Windsor
12/18/2019	GF	Transportation Traffic & Parking	Student Intern	Moore	Ashley	tbd		New Haven

**SUMMARY OF TRAVEL  
FISCAL YEAR 2019-2020  
MONTH ENDING; NOVEMBER 2019**

Dept	Fund	Funding Source	Estimated Travel Cost	Employee(s) Traveling	Travel Date	Conference Title	Conference Location	Purpose / Description
201-Police	GF	12011010-56677	4631.25	Officers Ryan Hall, Paul Mandel, John Moore, Brandon Way and Maegan Moran.	11/11/19-11/22/19	Basic Crash Investigation	Bristol, CT	This 80-hour will provide police officers with the knowledge and skills they need, to conduct an initial assessment at each and every crash they encounter. Unless collected, recorded and preserved at the time of a crash, valuable evidence can be lost forever.
301-Health	SF	21362112-56699	1366.00	Andrew Kozlowski	11/12/19-11/15/19	2019 Northeast Regional Lead and Health Housing Conference	Philadelphia PA	Lead poisoning prevention and healthy housing issues, updates, best practices, etc.
301-Health	SF	20401544-56694/20622697-56694	1485.42	Karlene Fraser-Brown	11/19-11/22/19	National Coalition of STD Directors: STD Engagement	Alexandria, VA	A national meeting that brings together state and local STD prevention and sexual health professionals, and their community-based partners and allies.
305-Services for Persons w/Disabilities	GF	13051010-56694	48.14	Michelle Duprey	10/16/2019	Transportation Task Force	Hartford, CT	Represent people with disabilities
305-Services for Persons w/Disabilities	GF	13051010-56694	6.96	Michelle Duprey	10/18/2019	Disability Diversity Inclusion Training	New Haven, CT	Conducted training.
305-Services for Persons w/Disabilities	GF	13051010-56694	3.48	Michelle Duprey	10/22/2019	GNHCC Diversity meeting	New Haven, CT	Participated in Diversity and Inclusion subcommittee meeting.
305-Services for Persons w/Disabilities	GF	13051010-56694	15.08	Michelle Duprey	10/23/2019	Connecticut Bar Association Meeting	Hamden, CT	Participated in Diversity and Inclusion subcommittee meeting.
305-Services for Persons w/Disabilities	GF	13051010-56694	49.88	Michelle Duprey	11/6/2019	Transportation Task Force	Hartford, CT	Represented people with disabilities
305-Services for Persons w/Disabilities	GF	13051010-56694	10.44	Michelle Duprey	11/7/2019	Disability Alliance Meeting	North Haven, CT	Represented people with disabilities
305-Services for Persons w/Disabilities	GF	13051010-56694	43.50	Michelle Duprey	11/14/2019	Conference on Women and Equity	New Britain, CT	Represented people with disabilities
305-Services for Persons w/Disabilities	GF	13051010-56694	49.88	Michelle Duprey	11/22/2019	Crime Victims with Disabilities Conference	Hartford, CT	Represented people with disabilities

**SUMMARY OF TRAVEL  
FISCAL YEAR 2019-2020  
MONTH ENDING; NOVEMBER 2019**

Dept	Fund	Funding Source	Estimated Travel Cost	Employee(s) Traveling	Travel Date	Conference Title	Conference Location	Purpose / Description
305-Services48 for Persons w/Disabilities	GF	13051010-56694	49.88	Michelle Duprey	12/10/2019	Governor's Committee on Women & Girls Subcommittee Mtg	Hartford, CT	Represented people with disabilities
308-CSA	GF	13081010-53350	2464.01	Latha Swamy	10/6/19-10/10/19	Milan Urban Food Policy Pact Annual Gathering and Steering Committee Meeting 2019	Montpellier, France	The MUFPP is a global commitment of Mayors from 206 municipalities around the world that considers food as an entry point for the sustainable development of growing cities. It represents the main framework for cities and international stakeholders active in the definition of innovative urban food policies for the management and governance of local food systems. One goal of the MUFPP is to foster the exchange of ideas and solutions for food related issues among cities. Beside promoting the collaboration among cities on food and sustainability, the MUFPP has been advocating at the global level to strengthen the role of cities in tackling common challenges. The focus of this 2019 MUFPP Annual Gathering is on the link between the 2030 UN Agenda, its 17 Sustainable Development Goals, and urban food systems.
501-Public Works	GF	General Fund	2151.33	Jeffrey Pescosolido	9/7/19-9/11/19	APWA 2019 Conference	Seattle, WA	PWX provides a first-class multimodal learning experience designed for professionals at all levels. See, hear, touch, and discuss in a variety of traditional and interactive sessions, seminars, workshops, and networking opportunities. Spend time on North America's largest exhibit floor for public works equipment and services.
721-OBIE	GF	17211010-53350	23.20	Frank Bellonio	11/4/2019	Radon	Southbury, CT	License credits
721-OBIE	GF	17211010-53350	17.40	Seth Flynn	11/4/2019	Mech, Plumbing and Radon	Southbury, CT	Seminar, Continuing Education
721-OBIE	GF	17211010-53350	37.70	Seon Haynes	11/6/2019	Res Code Mechanical, Radon, Plumbing	East Hartford, CT	Continuing Education
721-OBIE	GF	17211010-53350	23.20	Elton Mancura	11/6/2019	Residential Code Series Mechanical, Radon, and Plumbing	East Hartford, CT	Continuing Education

**SUMMARY OF TRAVEL  
FISCAL YEAR 2019-2020  
MONTH ENDING; NOVEMBER 2019**

Dept	Fund	Funding Source	Estimated Travel Cost	Employee(s) Traveling	Travel Date	Conference Title	Conference Location	Purpose / Description
721-OBIE	GF	17211010-53350	37.70	Seon Haynes	11/7/2019	Fire Investigation	East Hartford, CT	Continuing Education
721-OBIE	GF	17211010-53350	26.10	Elton Mancura	11/7/2019	Fire Investigation origin and cause report writing	East Hartford, CT	Continuing Education
721-OBIE	GF	17211010-53350	16.24	Karl Auer	11/13/2019	Residential Code M&P	Guilford CT	Maintain Licensure
901-Education Special Funds	SF	25035887 Program Imp	1324.16	Katrina Jones	11/11-11/14	NCTN Conference	Cambridge, MA	Mandatory conference for college and career training
901-Education Special Funds	SF	25185713 Bilingual Dept.	1552.85	Kirstin Bengston	11/13-11/16	LaCosecha Dual Lang	Albuquerque, NM	CoPresenting w/ Dr. Ferraro during the Conference
901-Education Special Funds	SF	25176232	994.76	Marquelle Middleton	11/21-11/22	Project Director's Meeting	Crystal City, VA	To cover key magne topics desegregation and diversity and enrollment management.
901-Education Special Funds	SF	25176236	637.60	William Scott	11/21-11/22	Project Director's Meeting	Crystal City, VA	To cover key magne topics desegregation and diversity and enrollment management.
901-Education Special Funds	SF	25176232	1187.66	Michelle Bonanno	11/21-11/22	Project Director's Meeting	Crystal City, VA	To cover key magne topics desegregation and diversity and enrollment management.
901-Education Special Funds	SF	25125124 School Base Health	3645.85	Susan Peters	11/3-11/8	Annual ESS Primary	Duck Key, Fla	Necessary CMEs needed for medical clinicians & current evidence base practice that affect students

**SUMMARY OF BUDGET TRANSFERS  
FISCAL YEAR 2019-2020  
MONTH ENDING; NOVEMBER 2019**

Department	Transfer No.	Amount	Line: From	Line - Desc	Line: To	Line Desc	Reason	COMMENT
Mayor's Office	131-20-1	\$ 75,000.00	1602-1010-61200	Rainy Day Replenishment	11311020-56694	The Mayor's Transition Account	The above transfer is per Article III, Section 1(b) of the City of New Haven Charter call for transition funds to be established for a newly elected Mayor. In fiscal year 2019-20, funds were not budgeted for these transition cost. Per Article III, "Transition Period, Each newly elected Mayor shall be provided with at least one secretary, one professional staff assistant, furnished office space and such other assistance as the Board of Alders may approve upon request of the Mayor-elect at the Board of Alders' next meeting following the election for the period from November 15th in the year said Mayor was first elected.	Approved by BOA 11/18/19



**SELF INSURANCE FUND & FOOD SERVICE & OPEB PROJECTION**  
**FISCAL YEAR 2019-2020**  
**MONTH ENDING; NOVEMBER 2019**

**SELF INFURANCE FUND**

	{2}	{3}	{4}	{5}	{6}	{7}	{8}	{9}
	Actual	Actual	Actual	Actual	Actual	Actual	Un-Audited	YTD
	FY 12-13	FY 13-14	FY 14-15	FY 15-16	FY 16-17	FY 17-18	FY 18-19	FY 19-20
<b>EXPENDITURES</b>								
FISCAL YEAR EXPENDITURES	3,048,313	3,050,081	1,192,561	1,733,945	2,316,245	2,608,586	4,054,192	2,330,521
RICCI CASE	3,000,000	0	0	0	0	0	0	0
LEWIS SETTLEMENT	0	0	0	0	0	9,500,000	0	0
AUDITOR ADJUSTMENT (CASE RESERVE)	(3,528,217)	(710,000)	(567,833)	10,000	1,041,500	0	0	0
<b>EXPENDITURE TOTALS</b>	<b>2,520,096</b>	<b>2,340,081</b>	<b>624,728</b>	<b>1,743,945</b>	<b>3,357,745</b>	<b>12,108,586</b>	<b>4,054,192</b>	<b>2,330,521</b>
<b>REVENUE</b>								
GENERAL FUND 49109	2,400,000	2,400,000	2,400,000	1,750,763	2,326,245	2,612,000	4,291,100	2,330,521
BOND PROCEEDS RICCI	6,000,000	0	6,207,335	0	0	0	0	0
BOND PROCEEDS LEWIS 49119	0	0	0	0	0	9,500,000	0	0
OTHER REVENUE	0	0	0	0	0	0	0	0
MISC - 49119	0	0	0	0	0	0	0	0
<b>TOTAL REVENUE</b>	<b>8,400,000</b>	<b>2,400,000</b>	<b>8,607,335</b>	<b>1,750,763</b>	<b>2,326,245</b>	<b>12,112,000</b>	<b>4,291,100</b>	<b>2,330,521</b>
<b>EXPENDITURES VS REVENUES OPERATING RESULT SURPLUS / ( DEFICIT)</b>								
	5,879,905	59,919	7,982,607	6,817	(1,031,500)	3,414	236,908	0
TRANSFERS IN/ OUT	0	0	0	0	0	0	0	0
AUDITOR ADJUSTMENT	0	0	0	0	0	0	0	0
<b>NET RESULTS [OPERATING RESULTS + TRANSFERS IN/OU</b>	<b>5,879,905</b>	<b>59,919</b>	<b>7,982,607</b>	<b>6,817</b>	<b>(1,031,500)</b>	<b>3,414</b>	<b>236,908</b>	<b>0</b>

## FOOD SERVICE FUND

	{2}	{3}	{4}	{5}	{6}	{7}	{8}	{9}
	Actual	Actual	Actual	Actual	Actual	Actual	Un-Audited	Projected
	FY 12-13	FY 13-14	FY 14-15	FY 15-16	FY 16-17	FY 17-18	FY 18-19	FY 19-20
<b>EXPENDITURES</b>								
EXPENDITURES	12,967,388	11,761,659	13,939,272	15,021,987	14,721,178	14,700,000	14,600,000	14,878,000
REVENUES	9,411,283	11,764,755	13,971,959	14,999,598	14,725,148	14,700,000	14,600,000	14,878,000
<b>EXPENDITURES VS REVENUES OPERATING RESULT SURPLUS / (DEFICIT)</b>	(3,556,105)	3,096	32,687	(22,389)	3,970	0	0	0
TRANSFERS IN/ OUT	0	0	0	0	0	0	0	0
AUDITOR ADJUSTMENT	7,227,600	0	0	0	0	0	0	0
<b>NET RESULTS [OPERATING RESULTS + TRANSFERS IN/OUT]</b>	<b>3,671,495</b>	<b>3,096</b>	<b>32,687</b>	<b>(22,389)</b>	<b>3,970</b>	<b>0</b>	<b>0</b>	<b>0</b>
<b>Fund Balance</b>	<b>0</b>	<b>3,096</b>	<b>35,783</b>	<b>13,394</b>	<b>17,363</b>	<b>17,363</b>	<b>17,363</b>	<b>17,363</b>

## OPEB CONTRIBUTION BY UNION

	{1}	{2}	{3}	{4}	{5}	{6}	{7}
	Actual	Actual	Actual	Actual	Actual	Un-Audited	YTD
	Prior to FY 15	FY 14-15	FY 15-16	FY 16-17	FY 17-18	FY 18-19	FY 19-20
<b>BARGAINING UNIT</b>							
<b>CITY OF NEW HAVEN</b>	490,000	15,000	15,000	405,000	405,000	405,000	405,000
POLICE OPEB	0	207,904	261,890	342,034	348,354	326,273	141,261
LOCAL 884 CLERICAL	0	0	0	0	33,672	115,266	79,336
LOCAL 71	0	0	0	0	4,871	16,970	11,855
LOCAL 1303-NURSES	0	0	0	0	4,783	15,720	8,948
LOCAL 424	0	0	0	0	6,277	19,718	13,830
LOCAL 3144-SUPERVISORY/PROFESSIONAL	0	0	0	0	796	159,780	107,277
LOCAL 1303-CORP COUNSEL	0	0	0	0	0	5,462	5,231
EXECUTIVE MANAGEMENT	0	0	0	0	0	25,058	19,874

**WORKERS' COMPENSATION PROGRAM  
MONTH ENDING; NOVEMBER 2019**

	(2)	(3)	(4)	(5)	(6)	(7)	(8)	(9)	
	Actual FY 12-13	Actual FY 13-14	Actual FY 14-15	Actual FY 15-16	Actual FY 16-17	Actual FY 17-18	Actual (unaudited) FY 18-19	Projected FY 19-20	
JULY	946,468	1,129,736	649,824	718,014	730,569	1,142,049	899,509	860,148	Actual
AUGUST	1,133,002	831,654	1,014,736	970,294	1,401,920	789,938	816,853	971,080	Actual
SEPTEMBER	562,313	742,218	800,874	598,974	443,281	726,793	595,347	752,627	Actual
OCTOBER	808,580	534,472	416,831	511,307	824,325	750,642	822,304	473,521	Actual
NOVEMBER	549,577	666,435	628,838	665,912	375,237	587,318	624,371	612,288	Actual
DECEMBER	941,236	864,476	823,006	567,658	783,243	879,823	1,082,317	750,000	Projected
JANUARY	684,292	330,809	569,009	495,286	515,823	765,260	668,137	668,137	Projected
FEBRUARY	716,782	591,586	561,888	677,261	636,636	810,332	604,929	604,929	Projected
MARCH	656,975	501,841	732,305	431,458	614,304	881,966	555,170	555,170	Projected
APRIL	879,552	683,577	558,549	659,015	536,820	765,735	899,599	899,599	Projected
MAY	709,180	583,852	620,719	784,329	719,467	670,594	628,303	628,303	Projected
JUNE	714,901	692,755	740,458	689,926	561,021	541,334	863,627	863,627	Projected
<b>SUB- TOTAL EXPENSES</b>	<b>9,302,858</b>	<b>8,153,409</b>	<b>8,117,037</b>	<b>7,769,434</b>	<b>8,142,645</b>	<b>9,311,784</b>	<b>9,060,465</b>	<b>8,639,428</b>	
GENERAL FUND	7,970,000	6,900,000	7,351,872	7,000,000	7,188,600	8,364,250	8,094,788	7,700,000	Projected
RECOVERY REVENUE 49103	251,122	585,394	233,920	134,933	301,096	392,943	480,273	480,273	Projected
SPECIAL FUND REVENUE 49132	495,239	492,298	533,026	562,638	608,188	557,537	520,158	520,158	Projected
BOE & CAT. CASES 49143	560,140	158,268	12,289	11,270	11,762	4,849	0	0	Projected
MISC - 49119	22,597	27,329	14,403	132,211	32,999	0	0	0	Projected
<b>SUB - TOTAL REVENUE</b>	<b>9,299,098</b>	<b>8,163,289</b>	<b>8,145,509</b>	<b>7,841,052</b>	<b>8,142,646</b>	<b>9,319,579</b>	<b>9,095,219</b>	<b>8,700,430</b>	
<b>NET RESULT OPERATING RESULT</b>	<b>(3,760)</b>	<b>9,880</b>	<b>28,473</b>	<b>71,618</b>	<b>0</b>	<b>7,795</b>	<b>34,754</b>	<b>61,003</b>	
<b>Fund Balance</b>	<b>31,677</b>	<b>41,557</b>	<b>70,030</b>	<b>141,648</b>	<b>141,648</b>	<b>149,443</b>	<b>176,402</b>	<b>210,446</b>	

**EXPENDITURE COMPARISON BY FISCAL YEAR THROUGH NOVEMBER**

	(2)	(3)	(4)	(5)	(6)	(7)	(8)	(9)	(8)
	Actual FY 12-13	Actual FY 13-14	Actual FY 14-15	Actual FY 15-16	Actual FY 16-17	Actual FY 17-18	YTD FY 18-19	YTD FY 19-20	+/- FY 20 VS FY 19
JULY	946,468	1,129,736	649,824	718,014	730,569	1,142,049	899,509	860,148	(39,361)
AUGUST	1,133,002	831,654	1,014,736	970,294	1,401,920	789,938	816,853	971,080	181,142
SEPTEMBER	562,313	742,218	800,874	598,974	443,281	726,793	595,347	752,627	25,834
OCTOBER	808,580	534,472	416,831	511,307	824,325	750,642	822,304	473,521	(277,122)
NOVEMBER	549,577	666,435	628,838	665,912	375,237	589,318	624,371	612,288	22,970
<b>TOTAL</b>	<b>3,999,941</b>	<b>3,904,514</b>	<b>3,511,103</b>	<b>3,464,501</b>	<b>3,775,332</b>	<b>3,998,741</b>	<b>3,758,383</b>	<b>3,669,664</b>	<b>(86,536)</b>
									<b>-2%</b>

## MEDICAL BENEFITS EXPENDITURES

	FY 15-16 EXPENDITURES	FY 16-17 EXPENDITURES	FY 17-18 EXPENDITURES	FY 18-19 EXPENDITURES	FY 19-20 EXPENDITURES	\$ FY20vs19 +/-	% (FY20vs19) +/-
JULY	9,403,690	8,201,044	10,308,556	9,429,533	11,307,372	1,877,839	19.9%
AUGUST	7,676,063	9,510,346	12,336,346	9,781,396	8,441,614	(1,339,782)	-13.7%
SEPTEMBER	8,637,796	8,900,208	10,146,679	9,895,920	9,816,603	(79,316)	-0.8%
OCTOBER	8,401,479	8,813,497	8,311,334	10,521,272	10,127,093	(394,179)	-3.7%
NOVEMBER	6,528,915	8,881,752	8,665,701	8,335,004	9,042,539	707,535	8.5%
DECEMBER	9,085,596	9,198,598	10,263,572	10,238,038	10,238,038	0	0.0%
JANUARY	8,060,208	8,081,068	9,098,088	9,034,024	9,034,024	0	0.0%
FEBRUARY	8,562,984	8,561,789	8,965,754	8,917,456	8,917,456	0	0.0%
MARCH	9,906,420	9,604,359	10,070,762	9,485,962	9,485,962	0	0.0%
APRIL	8,569,629	8,898,002	9,867,325	9,122,088	9,122,088	0	0.0%
MAY	8,105,669	9,741,884	9,836,260	9,883,008	9,883,008	0	0.0%
JUNE	9,294,175	10,525,226	8,859,888	8,977,494	8,977,494	0	0.0%
SUB TOTAL EXPENDITURES	102,232,624	108,917,773	116,730,265	113,621,196	114,393,293	772,097	1%
Plus: Cafeteria Workers premium to Unite Here	1,859,888	1,941,776	1,973,451	1,937,488	1,950,000	12,512	0.6%
Plus: Health Savings accounts contributions	775,437	652,513	972,281	1,471,122	1,700,000	228,878	15.6%
Plus: Prior Year Expenses	0	0	0	0	0	0	0.0%
	104,867,949	111,512,061	119,675,997	117,029,805	118,043,293	1,013,487	
Plus: Life Insurance	958,951	1,036,368	1,057,156	1,074,489	1,100,000	25,511	2.37%
plus: Mercer Medicare Parts D							0.00%
Plus: Gallagher Inc.	99,487	98,000	98,000	98,000	98,000	0	0.00%
Plus: Employee Wellness Program	300,000	334,734	300,000	309,000	318,300	9,300	3.01%
Plus : Incurred but not reported (IBNR)	421,785	1,694,800	0	(70,300)	0	70,300	-100.00%
Plus: McGLADREY RE-ENROLLMENT	0	0	0	0	0	0	0.00%
Plus: One Time Payment(s)	0	0	0	0	0	0	0.00%
Plus: Other Contractual Services	0	0	0	22,839	0	(22,839)	-100.00%
Plus: Other Adjustments	0	0	0	0	0	0	0.00%
Plus: Medical Benefits Opt out program - Teachers	171,000	142,500	139,000	122,000	130,000	8,000	6.56%
Plus: Personnel Cost	0	0	0	11,272	80,000	68,728	609.7%
PLUS: - Food service	0	0	0	0	0	0	0.0%
plus: Other	0	0	0	0	0	0	0.0%
TOTAL EXPENDITURES - MEDICAL SELF	106,819,171.49	114,818,463.27	121,270,153.63	118,597,104.65	119,769,592.55	1,172,488	0.0%
INSURANCE FUND	5.32%	7.49%	5.62%	-2.20%	0.99%		

**MEDICAL BENEFITS  
EXPENDITURES  
MEDICAL BENEFITS  
REVENUE**

	FY 15-16 REVENUE	FY 16-17 REVENUE	FY 17-18 REVENUE	FY 18-19 REVENUE	FY 19-20 REVENUE	\$ +/-	% INCREASE
JULY	856,301	707,429	(307,613)	1,044,877	696,239	(348,639)	-33.4%
AUGUST	1,704,346	1,042,932	1,377,651	1,536,492	1,650,650	114,158	7.4%
SEPTEMBER	2,179,282	2,467,095	2,570,551	2,306,954	2,255,255	(51,698)	-2.2%
OCTOBER	2,396,186	2,337,193	2,831,457	2,715,887	2,653,668	(62,219)	-2.3%
NOVEMBER	2,795,727	3,041,584	2,175,448	3,216,816	3,700,013	483,197	15.0%
DECEMBER	3,059,818	3,176,658	3,158,826	2,269,588	2,269,588	0	0.0%
JANUARY	2,220,319	2,571,151	2,290,725	2,955,085	2,955,085	0	0.0%
FEBRUARY	2,871,855	2,552,084	2,916,457	2,379,587	2,379,587	0	0.0%
MARCH	2,750,037	3,436,339	2,432,704	3,261,962	3,261,962	0	0.0%
APRIL	2,439,485	2,283,799	3,199,691	2,268,806	2,268,806	0	0.0%
MAY	2,916,917	2,293,265	2,448,047	3,580,540	3,580,540	0	0.0%
JUNE	3,963,015	4,417,387	4,396,470	4,191,448	4,191,448	0	0.0%
TOTAL NON GENERAL FUND REVENUE	30,153,288	30,326,916	29,490,413	31,728,041	31,862,841	134,799	0.4%
MEDICARE PT D	0	0	0	0	0	0	
PLUS : GF LIFE INSURANCE CONTRIBUTION	730,000	730,000	730,000	730,000	730,000	0	
PLUS MEDICARE PART D	0	0	0	0	0	0	
PLUS: RETENTION SETTLEMENT	2,977,469	3,263,100	3,233,517	3,131,316	3,000,000	0	
PLUS; PRESCRIPTION REBATE	0	0	1,755,460	0	0	0	
PLUS :STOP LOSS	0	0	0	0	0	0	
PLUS :INTER-DISTRICT: BOE	(469,793)	(283,958)	753,751	0	0	0	
PLUS :TRANSFERS							
OUTSIDE REVENUE SUB-TOTAL	33,390,964	34,036,059	35,963,141	35,589,357	35,592,841		
GENERAL FUND	67,999,369	72,668,210	77,438,210	84,338,200	84,300,000		
TOTAL REVENUES - MEDICAL SELF INSURANCE FUND	101,390,333	106,704,269	113,401,351	119,927,557	119,892,841		
	(0)	0	0	0	(0)		
<b>PROJECTED OPERATING SURPLUS/(DEFICIT)*</b>	<b>(5,428,838)</b>	<b>(8,114,195)</b>	<b>(7,868,803)</b>	<b>1,330,452</b>	<b>123,248</b>		
TRANSFER IN/OUT/REFUNDING SAVINGS	3,584,030	0	9,000,000	0	0		
AUDITOR ADJUSTMENTS	0	7,990,150	0	0	0		
<b>NET TOTAL OPERATING (INCLUDING TRANSFER)</b>	<b>(1,844,808)</b>	<b>(124,045)</b>	<b>1,131,197</b>	<b>1,330,452</b>	<b>123,248</b>		
PREVIOUS YEARS FUND BALANCE	(3,584,040)	(5,428,848)	(5,552,583)	(4,421,386)	(3,090,934)		
<b>NEW FUND BALANCE</b>	<b>(5,428,848)</b>	<b>(5,552,892)</b>	<b>(4,421,386)</b>	<b>(3,090,934)</b>	<b>(2,967,686)</b>		
<b>(NET RESULT + PREVIOUS YEARS FUND BALANCE)</b>							

**LARGE CLAIMS OVER \$250,000 - FY 16 to FY 20**  
**MONTH ENDING; NOVEMBER 2019**

FY 16 MEDICAL	FY 17 MEDICAL	FY 18 MEDICAL	FY 19 MEDICAL	FY 20 MEDICAL
>\$250K	> \$250k	> \$250k	> \$250k	> \$250k

**July-November**

552,882	393,964	780,981	668,172	657,996
380,437	312,143	733,312	540,477	564,093
342,946	312,290	644,066	383,441	463,147
278,666	301,664	576,798	315,681	472,937
273,994	306,515	529,286	293,075	410,667
	300,251	333,618	281,105	367,243
	289,383	327,065	258,327	334,502
	273,361	253,784		264,510
	266,949	274,306		329,508
	263,022	269,576		311,694
	256,621	251,467		295,076

TOTAL	1,828,925	3,276,161	4,974,260	2,740,279	4,471,373
COUNT	5	11	11	7	11
AVG	365,785	297,833	452,205	391,468	406,488

## NEW HAVEN CITY PLAN COMMISSION ADVISORY REPORT

**RE:** **ORDER OF THE BOARD OF ALDERS** Approving the easement, acceptable to Corporation Counsel, for certain limited purposes relating to the provision of utility services and emergency response in connection with the petition, dated February 15, 2019, submitted by Safety-Kleen Systems, Inc. ("Safety-Kleen") for the abandonment of a portion of Waterfront Street north of Forbes Avenue. (Jesse Langer of Updike, Kelly & Spellacy, P.C.)

**REPORT:** 1564-10

**ADVICE:** Approval

### BACKGROUND

On September 18, 2019, this Commission recommended that the Board of Alders approve the discontinuance of a portion of Waterfront Street with conditions. The portion of Waterfront that lies within the area of the City under the purview of the Port Authority and its Strategic Land Use Plan. This stub of Waterfront is no longer in active City use as the area has undergone a complete transformation in recent years as the Quinnipiac River Bridge (The Pearl Harbor Memorial Bridge) project realigned the highway above it (I-95). For these reasons among others, this commission recommended approval with conditions. One of the conditions was, "The City of New Haven and the WPCA should be granted utility easements over and across the subject parcel." The applicant negotiated the easement document with Corporation Counsel.

### PLANNING CONSIDERATIONS

The easement is for utility access and in the interest of public safety. Both of these goals are in line with the planning considerations under the Comprehensive Plan.

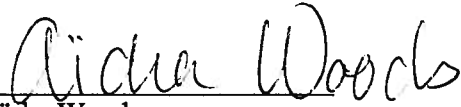
### ANALYSIS

The easement has been negotiated in favor of the City by Corporation Counsel to protect the interests of the City. This document is a required document to complete the discontinuance of Waterfront Street that was previously recommended for approval.

### ADVICE

Approval.

**ADOPTED:** December 18, 2019  
Ed Mattison  
Chair

**ATTEST:**   
Aicha Woods  
Executive Director, City Plan Department

**NEW HAVEN CITY PLAN COMMISSION ADVISORY REPORT**

**RE: ORDER OF THE BOARD OF ALDERS** Authorizing the Mayor of the City of New Haven to execute and deliver a Lease Agreement with the University of New Haven at Canal Dock Boathouse. (Submitted by: Aicha Woods, City Plan Department)

**REPORT: 1564-09**

**ADVICE: Approve**

**BACKGROUND**

By way of background, the Canal Dock Boathouse (the Boathouse) is a city-owned building constructed as part of the Interstate 95 New Haven Crossing Corridor Improvement Project. The building is operated by the Canal Dock Boathouse, Inc. (CDBI) which offers community rowing activities, public access, and rents out space for special events. The Board of Alders approved a lease to CDBI on September 8, 2015. At the time, it was contemplated that CDBI would be the landlord with the University of New Haven (UNH) as a subtenant. Instead, CDBI is operating the Boathouse on the basis of a license agreement until such time that CDBI is financially ready to enter into the lease. Given that UNH needs to get started on renovations in order to open up the new center for the Fall 2020 academic year, Board approval is required for a long-term lease directly to UNH.

The City and UNH have previously cooperated on a number of important initiatives, including the building of the New Engineering and Science University Magnet School. The marine sciences program is the latest collaborative effort and a transformative step for the Boathouse. UNH will provide academic programs, public activities, and community programs. UNH will pay rent and cover their portion of utility costs, thereby providing financial support to a large public building.


**PLANNING CONSIDERATIONS**

Canal Dock Boat House facility is owned by the City of New Haven. The UNH lease and improvements will expand the programming at the Boathouse, increasing public access and education about marine sciences. This will also contribute to the long-term sustainability of Canal Dock Boathouse Inc and the operation of the facility.

**ADVICE**

The Commission finds the Order in the best interest of the City as it will support the operations and sustainability of the Boathouse.

**ADOPTED:** December 18, 2019  
Edward Mattison  
Chair

**ATTEST:**   
Aicha Woods  
Executive Director



## NEW HAVEN CITY PLAN COMMISSION ADVISORY REPORT

**RE:** **ORDER OF THE BOARD OF ALDERS** Designating the corner of Spring Street and Dewitt Street as “Andrea Jackson-Brooks Corner” for her many contributions and loyalty to her community.

**REPORT:** 1564-08

**ADVICE:** Approve

### BACKGROUND

The Board of Alders has received an order proposing the Alder Evette Hamilton, Ward 24 and Alder Darryl J. Brackeen Jr., Ward 26 have submitted an order proposing the permanent designation of the corner of Spring Street and Dewitt Street as “Andrea Jackson-Brooks Corner” for her many contributions and loyalty to her community. Andrea Jackson-Brooks served as Alder for 4<sup>th</sup> Ward for several years on the Board of Alders and in the state House of Representatives.


### PLANNING CONSIDERATIONS

The Order includes a petition with more than 250 signatures. This is enough signatures to meet the requirements of the statutes (250 city resident signatures required per General Code of Ordinances Chapter 18, Article I, Section 18-2).

### ADVICE

The Commission finds the Order in the best interest of the City and recommends approval.

**ADOPTED:** December 18, 2019  
Ed Mattison  
Chair

**ATTEST:**   
Aicha Woods  
Director, City Plan Department

## NEW HAVEN CITY PLAN COMMISSION ADVISORY REPORT

**RE:** **ORDER OF THE BOARD OF ALDERS** designating the corner of Chapel Street and Ella T. Grasso Boulevard as “Coach William Thompson Way” to honor William Thompson, beloved coach of the New Haven Age Group Track Club and respected mentor for so many young city athletes.

**REPORT:** 1564-07

**ADVICE:** Approve

### BACKGROUND

Alder Evette Hamilton, Ward 24 and Alder Darryl J. Brackeen Jr., Ward 26 have submitted an order proposing the corner of Chapel Street and Ella T. Grasso Boulevard, on the boundary line between Ward 24 and Ward 26, to be designated “Coach William Thompson Way” to honor William Thompson, beloved coach of the New Haven Age Group Track Club and respected mentor for many young City athletes. William Thompson, known as “Coach T”, was a beloved coach of the New Have Age Group Track Club for more than 38 years and serviced as a role model and mentor for New Haven youth. The order is accompanied by a petition with over 520 signatures, a letter from William Thompson’s daughter Jacqueline Taft, a tribute poem title “My Inspiration” by Abby Beech former track athlete trained by Coach Thompson, and a sketch of the sign placement.


### PLANNING CONSIDERATIONS

Alder Hamilton and Alder Brackeen have submitted a petition with 523 valid signatures, the majority from the immediate neighborhood. This is more than enough signatures to meet the requirements of the statutes (250 city resident signatures required per General Code of Ordinances Chapter 18, Article I, Section 18-2). The submission includes the official Order which details Coach William Thompson’s life, accomplishments, and contributions to the youth communities in New Haven.

### ADVICE

The Commission finds the Order in the best interest of the City and recommends approval.

**ADOPTED:** December 18, 2019  
Ed Mattison  
Chair

**ATTEST:**   
Aicha Woods  
Director, City Plan Department

## NEW HAVEN CITY PLAN COMMISSION ADVISORY REPORT

**RE:** **ORDER OF THE BOARD OF ALDERS** Approving and authorizing M.E. O'Brien as sole source vendor for Vortex Splash Pad parts and installation including time and materials. (Submitted by: Rebecca Bombero, Parks Department)

**REPORT:** 1564-06

**ADVICE:** Approve

### BACKGROUND

The City of New Haven has 13 splash pads constructed with Vortex components; splash pads components are unique to their manufacturers. M.E. O'Brien is currently the authorized sale representative and supplier of Vortex products for the state and was the state contract vendor under State Contract 11PSX0116, however, the State no longer includes splash pads and components in their solicitations. Thus, in October of 2019 M.E. O'Brien was declared the "Sole Source" vendor by Michael V. Fumiatti, Sr, Purchasing Agent, for Vortex Splash Pads in the City of New Haven. The company is the sole installer and authorized repair entity in New England. The "Sole Source" designation does not expire. The City is anticipating the installation of new splash pads in several of its parks which will exceed \$100,000. The Parks Commission reviewed the proposed splash pad and funding commitment at its October meeting. A letter of support by Rebecca Bombero, Director of Parks, Recreation and Trees, is included.

### PLANNING CONSIDERATIONS

The approval and authorization of M.E. O'Brien as sole source vendor for Vortex Splash Pad parts and installation complies with the City's Comprehensive Plan:


**New Haven Vision 2025, Section VII-24:**

"Continue to enhance the image of all city parks to make them accessible, inviting, exciting, and well maintained"

### ADVICE

The Commission finds the Order in the best interest of the City and recommends approval.

**ADOPTED:** December 18, 2019  
Edward Mattison  
Chair

**ATTEST:**   
Aicha Woods  
Executive Director, City Plan Department

**NEW HAVEN CITY PLAN COMMISSION ADVISORY REPORT**

**RE: RESOLUTION OF THE BOARD OF ALDERS** approving the parks commission to accept a \$80,000 donation from the Skye Foundation for Criscuolo Park splashpad.

**REPORT: 1564-05**

**ADVICE: Approve**

**BACKGROUND**

Previously, the Skye Foundation approached the New Haven Parks Department to collaborate on a project for Criscuolo Park and on December 15, 2017 the Board of Alders approved the acceptance of funding for the playground improvement project. As of Spring/Summer of 2018, the new playground installations were completed. As part of the continued collaboration with the Skye Foundation, the Foundation would like to make an additional donation of \$80,000 for the completion of a splashpad installation in accordance with the approved masterplan concept. Both the Fair Haven Management team and the Parks Commission reviewed the proposed splash pad concept at their October meetings. A presentation and layout visual of the proposed splashpad are included.

**PLANNING CONSIDERATIONS**

The acceptance of the \$80,000 donation for the Criscuolo Park splashpad complies with the City's Comprehensive Plan:

**New Haven Vision 2025, Section VII-24:**

“Continue to enhance the image of all city parks to make them accessible, inviting, exciting, and well maintained ... Seek to expand opportunities to promote safe access to the existing parks and enhance programming in underserved neighborhoods by **capitalizing on site and resource opportunities when available**”

**ADVICE**

The Commission finds the Order in the best interest of the City and recommends approval.

**ADOPTED:** December 18, 2019  
Edward Mattison  
Chair

**ATTEST:**   
Aicha Woods  
Executive Director, City Plan Department

**NEW HAVEN CITY PLAN COMMISSION ADVISORY REPORT**

**RE:**       **RESOLUTION OF THE BOARD OF ALDERS** Authorizing the Mayor of the City of New Haven to submit an application to the Connecticut Department of Transportation in an amount not to exceed \$15,000.00 to conduct a non-motorized safety (pedestrian and bicyclist) enforcement program during the period of December 12, 2019 through January 17, 2020, and to accept such funds if offered and to execute all documents and contacts as necessary. (Submitted by: Chief Otoniel Reyes, Police Department)

**REPORT:** 1564-04

**ADVICE:** Approve

**BACKGROUND**

The Nation Highway Traffic Safety Administration has allocated funds to the State of Connecticut for the purpose of improving pedestrian safety. The New Haven Police Department have been determined eligible for these funds by the State as it participated in a Pedestrian and Bicycle Law Enforcement Workshop at the New Britain Police Department. The City of New Haven is thus eligible to apply for 100% reimbursement not to exceed \$15,000.00 of police overtime and fringe cost associated with expanded patrol for a non-motorized pedestrian safety enforcement pilot program. The goal of the program is to reduce the number of pedestrian and bicyclist injuries and fatalities during the period December 12, 2019 through January 17, 2020 at the most troublesome locations throughout the city: Whalley Avenue, Grand Avenue, Chapel Street, Lamberton Street, and Foxon Boulevard. A letter of support from New Haven Chief of Police, Otoniel Reyes is included.

**PLANNING CONSIDERATIONS**


The participation in a non-motorized pedestrian safety enforcement pilot program complies with the City's Comprehensive Plan:

**New Haven Vision 2025, Section I-13:** "help achieve the community vision of a sustainable, healthy, and vibrant city where ... local workforce is trained [and] ... public health and safety are prioritized in planning decisions"

**ADVICE**

The Commission finds the Order in the best interest of the City and recommends approval.

**ADOPTED:** December 18, 2019  
Edward Mattison  
Chair

**ATTEST:**   
Aicha Woods  
Executive Director, City Plan Department



NEW HAVEN CITY PLAN DEPARTMENT  
165 CHURCH STREET, NEW HAVEN, CT 06510  
TEL (203) 946-6378 FAX (203) 946-7815

December 19, 2019

Board of Alders  
City Hall, 165 Church Street  
New Haven, CT 06510

Honorable Board of Alders:

In accordance with our customary procedure, the attached reports referenced below were considered by the City Plan Commission at its meeting of December 18, 2019 and are forwarded to you for your consideration:

**RE: ORDER OF THE BOARD OF ALDERS** Authorizing the Mayor of the City of New Haven to apply to be part of the State of Connecticut's Fully Autonomous Vehicle Testing Pilot Program

**REPORT: 1564-03**

**ADVICE: Tabled**

**RE: RESOLUTION OF THE BOARD OF ALDERS** Authorizing the Mayor of the City of New Haven to submit an application to the Connecticut Department of Transportation in an amount not to exceed \$15,000.00 to conduct a non-motorized safety (pedestrian and bicyclist) enforcement program during the period of December 12, 2019 through January 17, 2020, and to accept such funds if offered and to execute all documents and contacts as necessary. (Submitted by: Chief Otoniel Reyes, Police Department)

**REPORT: 1564-04**

**ADVICE: Approve**

**RE: RESOLUTION OF THE BOARD OF ALDERS** Approving the Parks Commission to accept a \$80,000 donation from the Skye Foundation for Criscuolo Park Splash Pad. (Submitted by: Rebecca Bombero, Parks Department)

**REPORT: 1564-05**

**ADVICE: Approve**

**RE: ORDER OF THE BOARD OF ALDERS** Approving and authorizing M.E. O'Brien as sole source vendor for Vortex Splash Pad parts and installation including time and materials. (Submitted by: Rebecca Bombero, Parks Department)

**REPORT: 1564-06**

**ADVICE: Approve**

**RE:** **ORDER OF THE BOARD OF ALDERS** Designating the corner of Chapel Street and Ella T. Grasso Boulevard as "Coach William Thompson Way" to honor William Thompson, a beloved coach of the New Haven Age Group Track Club. (Submitted by: Jacky Taft)

**REPORT:** **1564-07**

**ADVICE:** **Approve**

**RE:** **ORDER OF THE BOARD OF ALDERS** Designating the corner of Spring Street and Dewitt Street as "Andrea Jackson-Brooks Corner" for her many contributions and loyalty to her community.

**REPORT:** **1564-08**

**ADVICE:** **Approve**

**RE:** **ORDER OF THE BOARD OF ALDERS** Authorizing the Mayor of the City of New Haven to execute and deliver a Lease Agreement with the University of New Haven at Canal Dock Boathouse. (Submitted by: Aicha Woods, City Plan Department)

**REPORT:** **1564-09**


**ADVICE:** **Approve**

**RE:** **RESOLUTION OF THE BOARD OF ALDERS** Approving an Easement between Safety-Kleen and the City of New Haven for certain limited purposes relating to the provision of utility services and emergency response in connection with the approved petition for the abandonment of part of Waterfront Street north of Forbes Avenue. (Submitted by: Jesse Langer of Updike, Kelly & Spellacy, P.C.)

**REPORT:** **1564-10**

**ADVICE:** **Approve**

Respectfully submitted,



Aicha Woods  
Executive Director, City Plan Department